Operation Manual of Commodity and Financial Services

For

COFCO-Singapore

This document is submitted with confidence and trust that the document and its content shall be treated as confidential and will be subjected to review from Rensol Technologies authorized personnel only. The same shall not be shared or viewed by any third party without prior written permission from Rensol Technologies.

Rensol Technologies (S) Pte. Ltd.
462 Crawford Lane #02-25
Singapore 190462
Tel: 66521280
E-mail: - contact@rensoltech.com. Web-site: - www.rensoltech.com

Document Details

Release Date	Dec 22, 2020	**Version**	1.0
Document ID	User Operation Manual for COFCO-Singapore		
Author	Arunangshu Chowdhury		

Revision History

Version No	Date	Prepared by / Modified by	Significant Changes
1.0	Dec 22, 2020	Arunangshu Chowdhury	Initial Version

Rensol Contact Person

Name	Bhawna Chadha
Phone Number	+91 9811464663
email	Bhawna.chadha@rensoltech.com

Table of Contents

Table of Contents 3

1 Introduction 6

2 Overview of CFS Application 6

3 Login Screen 9

4 Main Screen 12

5 Masters 12

5.1 Country 12

5.2 Legal Entity 13

5.2.1. PC PGU Mapping: 15

5.3 PGU 15

5.4 Counterparty 16

5.5 Currency 18

5.6 Instrument Type 20

5.7 Transaction Type 21

5.8 Transaction Subtype 22

5.9 SUN Account Codes 23

5.10 Port 24

5.11 Goods 25

5.12 Desk 26

5.13 TDS Rate 27

5.14 FX Rate Maintenance 27

5.15 Regional BU 28

5.16 Strategy 30

5.17 Bloomberg Strategy 31

5.18 Payment Instruction 32

6 User Security 33

6.1 Role: 33

6.2 User: 34

6.3 Access Control: 35

7 Operation 47

7.1 Trade Flow 47

7.2 Transaction 51

7.3 Contract String 59

7.4 Contract 64

7.5 Invoice 66

7.6 Debit\Credit Note 72

7.7 Trade Accounting 73

8 Fx MM 81

8.1 Bloomberg 81

8.1.1 Bloomberg Data 81

8.1.1 Bloomberg option 82

8.2 Bloomberg Posting 83

8.2.1 Bloomberg Fx Opportunity Posting 83

8.2.2 Bloomberg Fx Directional Posting 84

8.2.3 Bloomberg Fx Option Posting 84

8.2.4 Fx Option Opportunity Posting 85

8.2.5 Fx Option Opportunity Maturity Posting 86

8.3 Bloomberg Posting Report 87

8.3.1 Bloomberg Fx Opportunity Report 87

8.3.2 Bloomberg Directional Report 88

8.3.3 Bloomberg Fx Option Report 89

8.3.4 Bloomberg Fx Option Opportunity Report 89

8.3.5 Bloomberg Fx Opportunity Maturity Report 90

9 Reports 91

9.1 Operation Report 91

9.1.1 Open Trade Report 91

9.1.2 Trade Flow Report 93

9.1.3 Distribution Report 94

9.1.4 PNL Booking Entity Report 95

9.1.5 PNL Settlement Report 96

9.1.6 PNL Counterparty Report 96

9.1.7 Trade Turnover Report 98

9.1.8 Voided Trade Report 99

9.2 Accounting Reports 100

9.2.2 PNL Detailed Report 100

9.2.3 Customizable Transaction Report 101

9.2.4 Customizable Profit & Loss Summary Report 102

9.2.5 Customizable Profit & Loss Details Report 103

9.2.6 Profit & Loss Summary Report 104

9.3 Management Reports 105

9.4 Control Reports 108

9 Audit 110

9.1 User Access report 110

10. Help 111

1 Introduction

User Manual of Structure Financial Market Phase II Application is developed by Rensol Technologies (S) Pte. Ltd. for Cofco Intl. The users of Cofco Intl. can refer to this document for operating and using the above developed application to all its capabilities.

The document depicts each form of the application and explains in detail how to navigate and gives clear understanding of its functionality.

2 Overview of CFS Application

This web application has been built for COFCO International which is the overseas agriculture business platform for COFCO Corporation, China's largest food and Agriculture Company. It supplies agriculture products around the world through their globally integrated supply chain, originating from surplus producing regions to supply regions with high demand.

- **Application Overview**

  CFS is a fully web based global financial management application which

  1. records and manages multi commodities & trades within the internal companies and outside
  2. manages accounting operations such as Trade and Shipment Management, Invoice creation, Report Generation, Financial Accounting (SUN) Posting, Bloomberg Posting etc.
  3. has been developed on Microsoft based technology i.e. ASP.NET, MVC and MS SQL server.

- **Application Details**

  - Key benefits of CFS are

    1. User friendly
    2. Anytime changeable application with the ability for the solution to adapt to possible or future changes in its requirements.
    3. Trade Creation with Multiple Trade Flow in various currencies
    4. Use Daily Fx Rate, Creating Invoice with Amount Adjustment functionality
    5. Takes care of multi-currency and price fluctuations into consideration.
    6. Pushing various data in Accounting and posting in Financial Accounting (SUN).

- **Overall Business Process Flow of CFS Application**

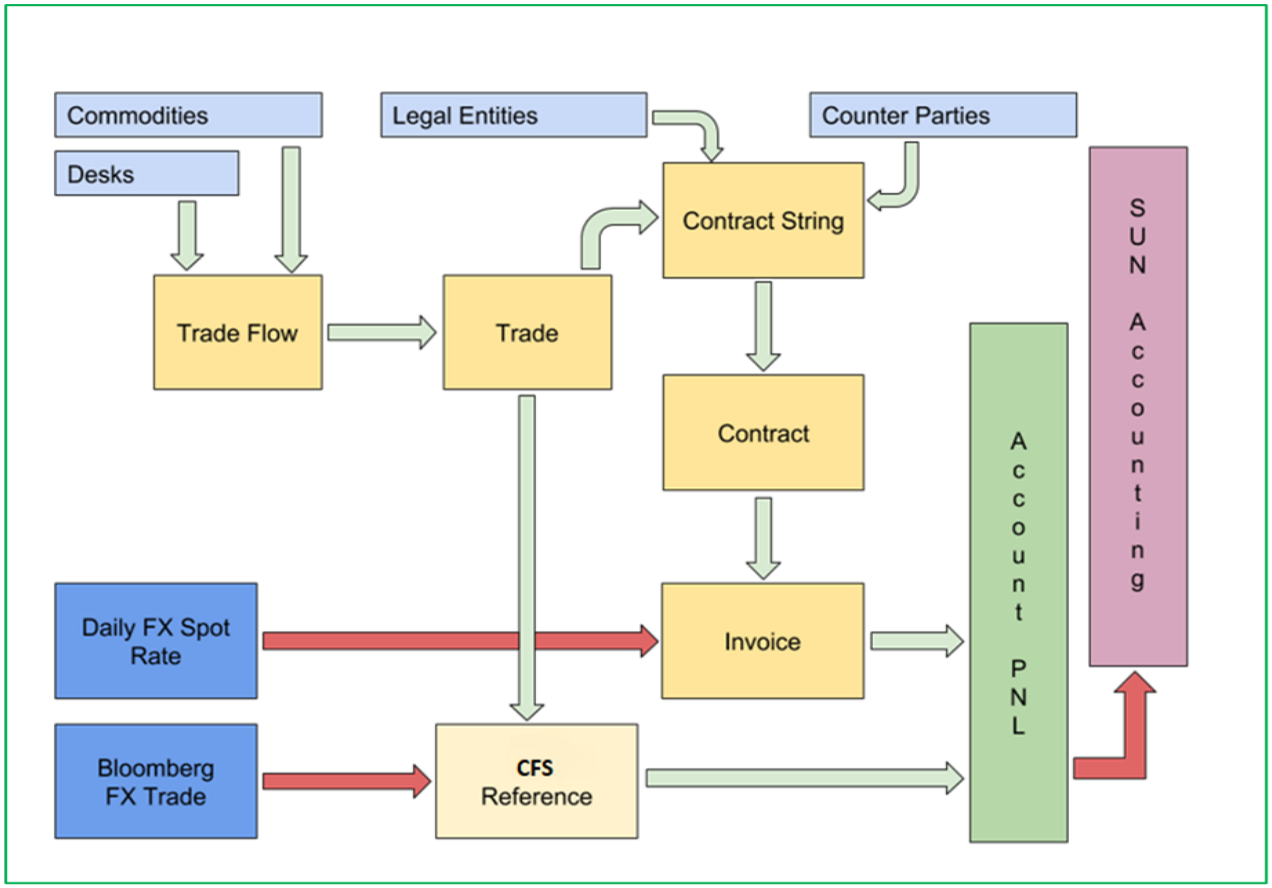

Business Steps
Auto fetch daily FX rates from predefined location
Trade Flow Generation
Trade Generation
Contract String Generation
Contract Generation
Invoice Generation
Double entry of Invoice data in Trade PNL and Balance sheet
Invoice posting to SUN accounting
Auto fetch Bloomberg data form predefined location
Bloomberg (FX) PNL and Balance sheet
Reports

Interfaces
Incoming Files 1. FX Rate Files 2. Bloomberg Files
Outgoing Feeds 1. Financial Accounting (SUN) Posting

Technology
Database :- SQL Server 2017
Language :- C#
Platform :- ASP.NET

- **New Business Flow for the users of India (AAPL), UAE (Gemmayz), Rotterdam (CINVB) & Geneva (CRSA) only in this CFS Application**

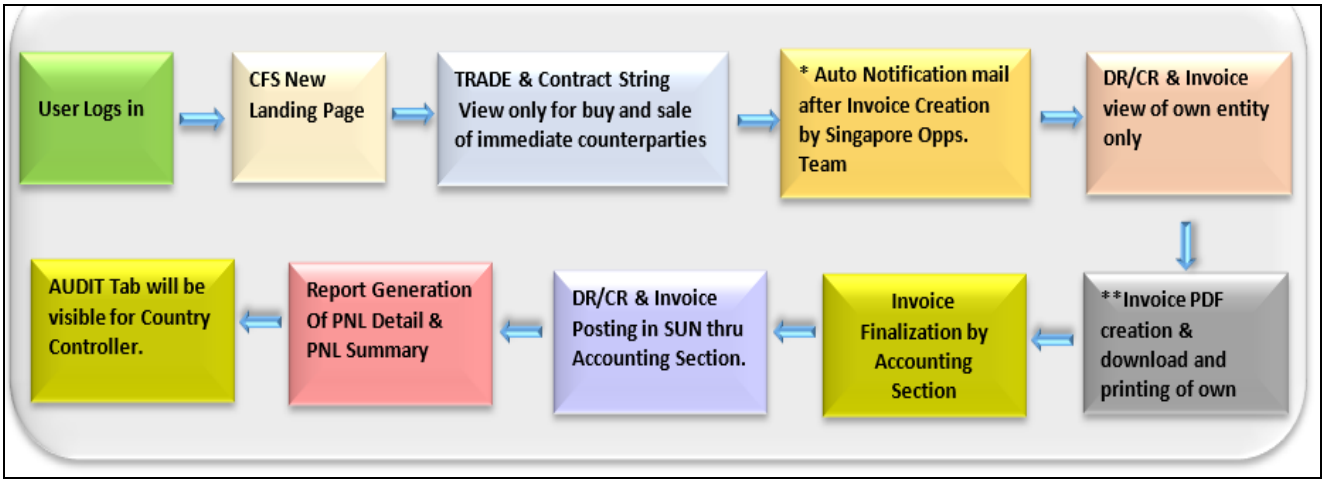

Note:

i. All Create/Edit/Delete of Trade Flows, Trades, Contract Strings, Contracts, Invoices, DR/CR Notes will be executed only by the Singapore Operation Team for India (AAPL), UAE (Gemmayz), Rotterdam (CINVB) & Geneva (CRSA) entities which are in the scope of CFS Phase-II Implementation.

ii. * Once Invoice is generated by Singapore Ops. Team, a system generated auto-notification mail along with respective invoices as attachment will be sent to respective India (AAPL) / UAE (Gemmayz) / Rotterdam (CINVB) / Geneva (CRSA) entity's Accounting team with C.C. to Singapore Operation and Accounting Team from CFS_Notification@cofcointernational.com. Or Riyanka.Purkayastha@cofcointernational.com

iii. **The existing facility in CFS application of Invoice creation in PDF Format, download and printing of own entity only will also be there.

iv. India (AAPL) / UAE (Gemmayz) / Rotterdam (CINVB) / Geneva (CRSA) users will do the Invoice Finalization & Posting along with their own DR/CR and Invoice once they receive a system generated auto-notification mail along with respective invoices as attachment. Users will also have the facility of reverse-posting if posting done wrongly.

v. Following Menus, Modules and Sub-Modules will be visible for users of India (AAPL) / UAE (Gemmayz) / Rotterdam (CINVB) / Geneva (CRSA) to access, in this CFS Application.

a) <u>Operation</u>

a. Transaction
   i. View Trade
b. Contract String
c. Contract
   i. Contract List (only display)
   ii. Search by Contract
d. Invoice
   i. Invoice List
   ii. View Invoice
e. Debit/Credit
   i. Create / Show Dr Cr
   ii. View Dr/Cr

b) <u>Accounting</u>

a. Trade Accounting for Sun Posting

c) <u>Reports</u>

a. Accounting Reports
   i. PNL Detailed Report
   ii. PNL Summary Report

d) <u>Documentation</u>

e) <u>Audit</u>

f) <u>Help</u>

a. User Manual

3 Login Screen

<u>URL for UAT server: -</u> **<u>http://euwe01zuatsfm01/SFM</u>**

<u>URL for Production server: -</u> **<u>http://euwe01zprdsfm01/sfm</u>**

The first screen of the application is the login page. The user is required to validate their credentials for authorizing their rights to use this application.

This is essential for the security of the software. Only authorized users are eligible to access the modules available in the application.

Steps for Login:

1. India (AAPL) user needs to enter valid ‘UserId’ and ‘Password’.
2. The user then clicks on ‘Login’ button.
3. If user needs to change the password.
   1. Click on the link Change Password.

2. On click, a new page will open.

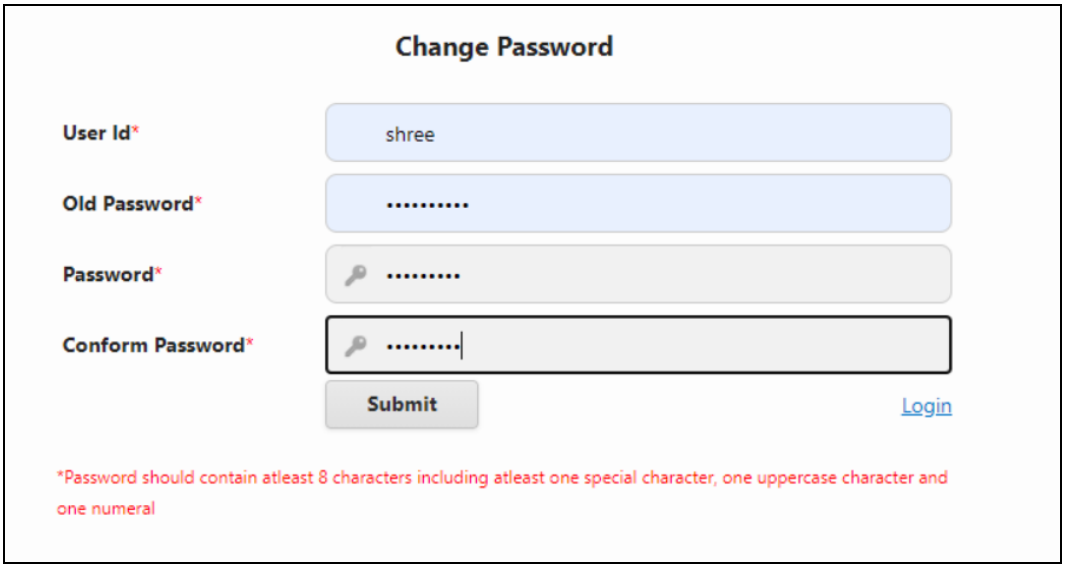

3. Fill up the form.
    - User Id
    - Old password
    - Create a new password following the password policy given below.
      Length at least 8 characters
      It should contain
        - **At least one special character**
        - **At least one uppercase character**
        - **At least one numeral**
    - Re-enter the new password.
4. Click submit.
5. After the form submission the login page will show up with a success message.

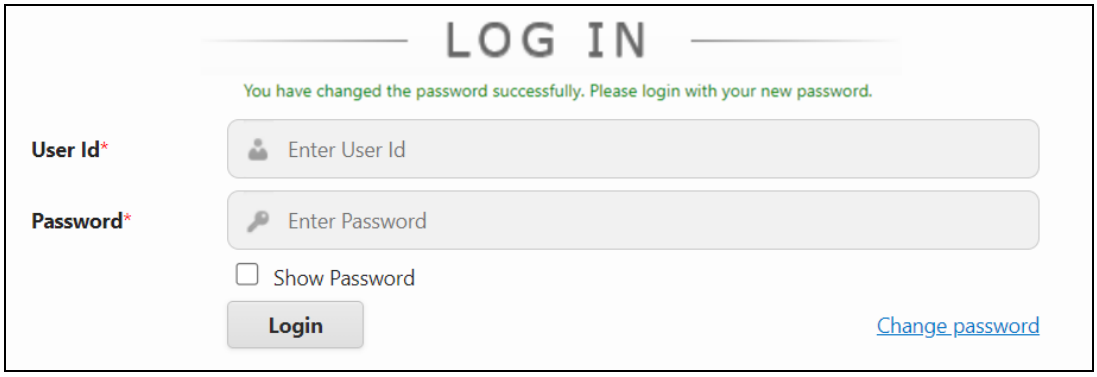

6. Login with the new password.
7. User must repeat the process after 90 days again.

Note:

An account lock feature also had been implemented. If user tries to log in with a wrong password 3 times consecutively, then the account will get locked.

To unlock the account, user needs to contact **Global Controller**.

4 Main Screen

In CFS application the first screen that appears after login displays the open trades. On the top right corner of the header section there are Logout and Homepage buttons.

By clicking on the logout button, a user can logout from the application, which will also destroy the active session.

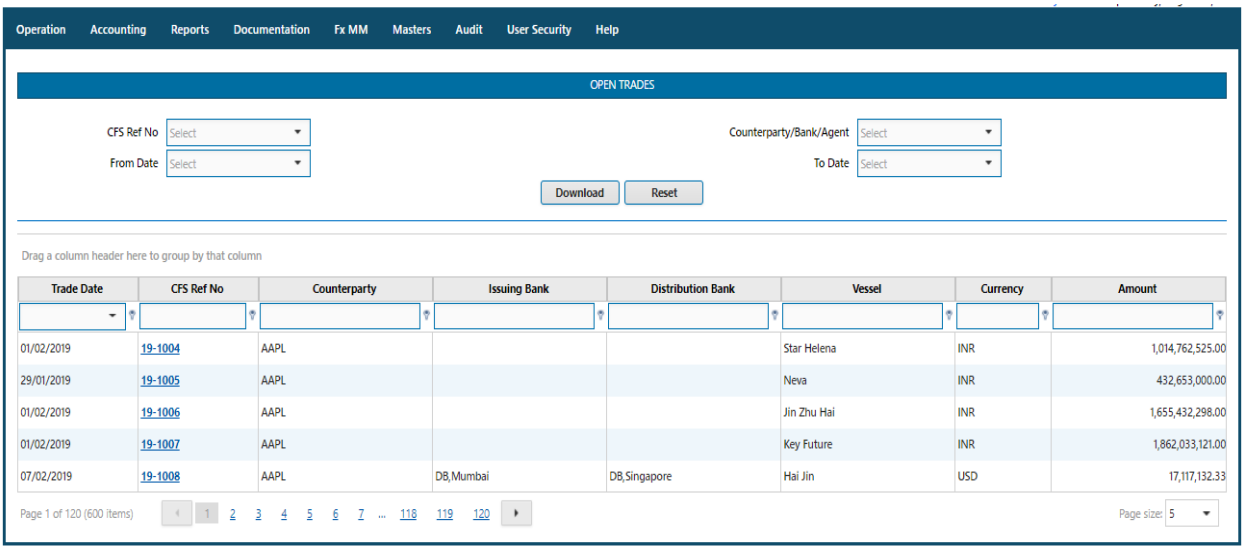

5 Masters

5.1 Country

Purpose: This form facilitates the creation of new Countries which will be stored in the database. So that the same can be used in forms like Desk, Shipment etc.

The user (with proper credentials), can also update and delete country from the master.

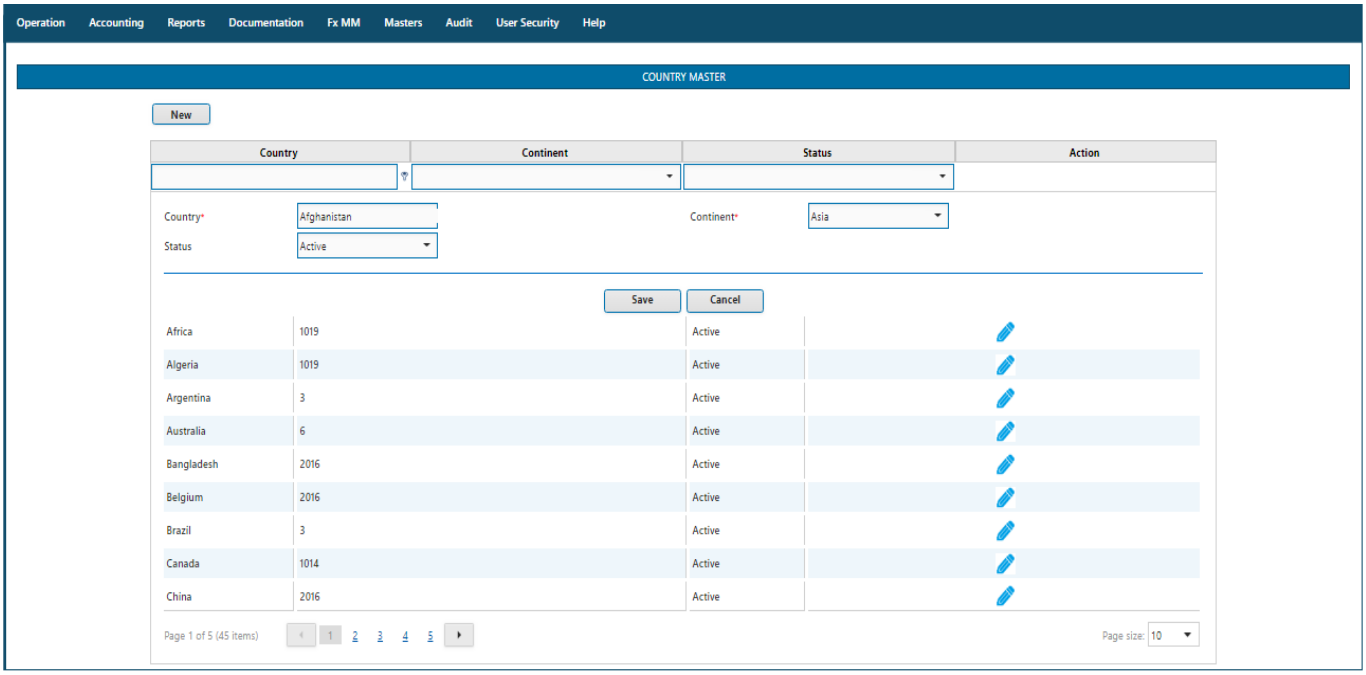

It has following fields:

1. **Country** – A meaningful name of a Country. It is a required field and only accepts alphabet up to 50 characters.

2. **Continent** – It is the continent in which the country belongs. It is a dropdown list and a required field.

3. **Status** – By default 'Active' - indicates that the country is visible in other forms. Disabling it will prevent the country from getting listed in lists.

Note:

1. Do not delete country record(s), if it is used anywhere in the application.

5.2 Legal Entity

Purpose: A new legal entity can be created in the system using this form, which will be used in other modules like origination, accounting etc.

A legal entity can be an association, corporation or individual which can participate in a trade and can be included in agreements or contracts.

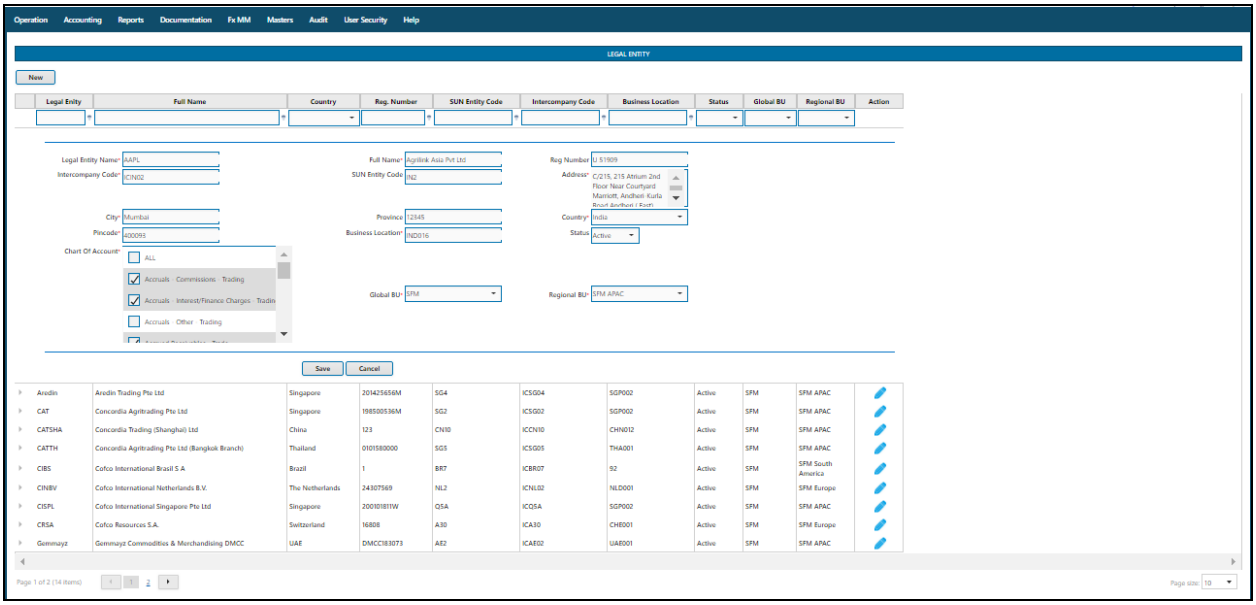

It has following fields:

1. **Legal Entity** – A meaningful abbreviation for Legal Entity (Company). It is a required field and can accept up to 10 alphabets or spaces.

2. **Full Name** – The description of Legal Entity (Company). It is a required, alphanumeric field and allows up to 50 characters.

3. **Reg. Number** – It represents the associated registration number of the Legal Entity and it is an optional field.

4. **Intercompany Code** – The intercompany code is required to connect to other companies and is used in SUN accounting system. It is a required alphanumeric field and can accept up to 6 characters.

5. **SUN Entity Code** - The code by which SUN accounting system identifies an entity.

6. **Country** - Another part of the address and it is a required field. The country can be selected from a list of Countries.

7. **Status** – The status is 'Active' by default, i.e. the entity is visible in other modules.

8. **Business Location** – It represents the Business Location which allows alphanumeric character.

9. **Global BU** – It represents the Global Business Unit (area) of the Legal Entity and it allows alphanumeric characters.

10. **Regional BU** – It represents the Regional Business Unit (area) of the Legal Entity and it allows alphanumeric characters.

Note:

1. Do not delete Legal Entity record(s) if it is used anywhere in the application.
2. Legal Entity with Status as Inactive will not appear in any other form.

5.2.1. PC PGU Mapping:

Purpose: A Legal Entity may have one or more PGU. After expanding the entity from the list, option to add PGU(s) will be visible

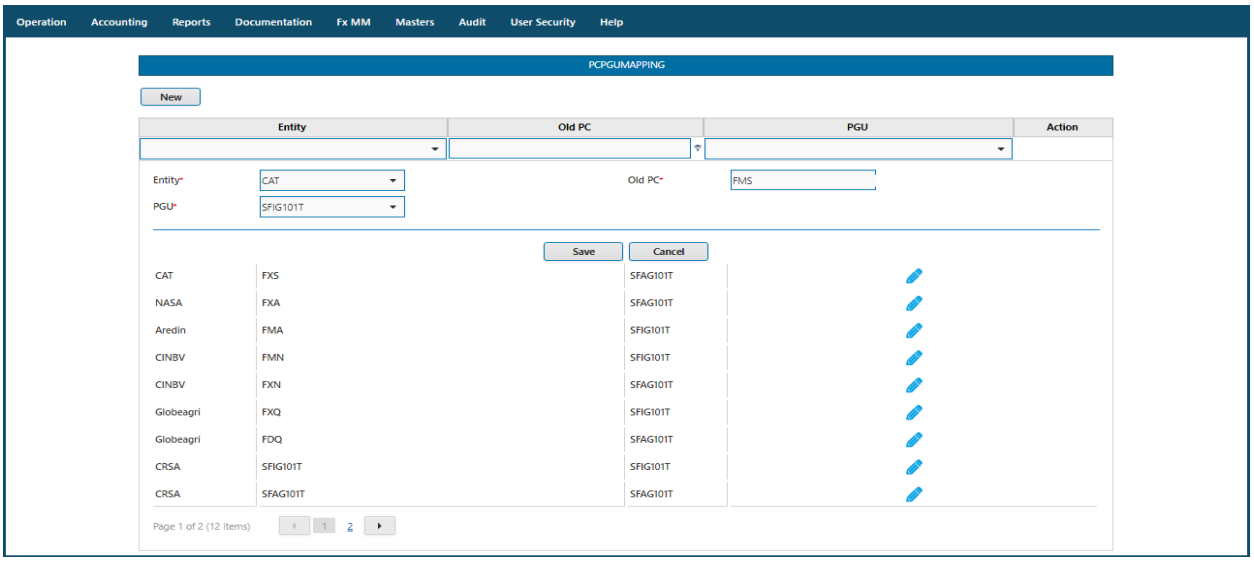

It has following fields:

1. **Entity –** Name of the Legal Entity. It is a required field and only allows characters.
2. **Old PC –** Name of the PC (Profit Centre) which is associated and mapped with Bloomberg. It is a required field.
3. **PGU –** Name of the PGU (Profit Gain Unit) which is associated with Legal Entity.

5.3 PGU

Purpose: A PGU is a subunit of a company that is responsible for revenues and costs. A division of a company can also be called a PGU. The accounting section uses PGU to group the transaction and it is one of the fields which gets posted to SUN accounting system.

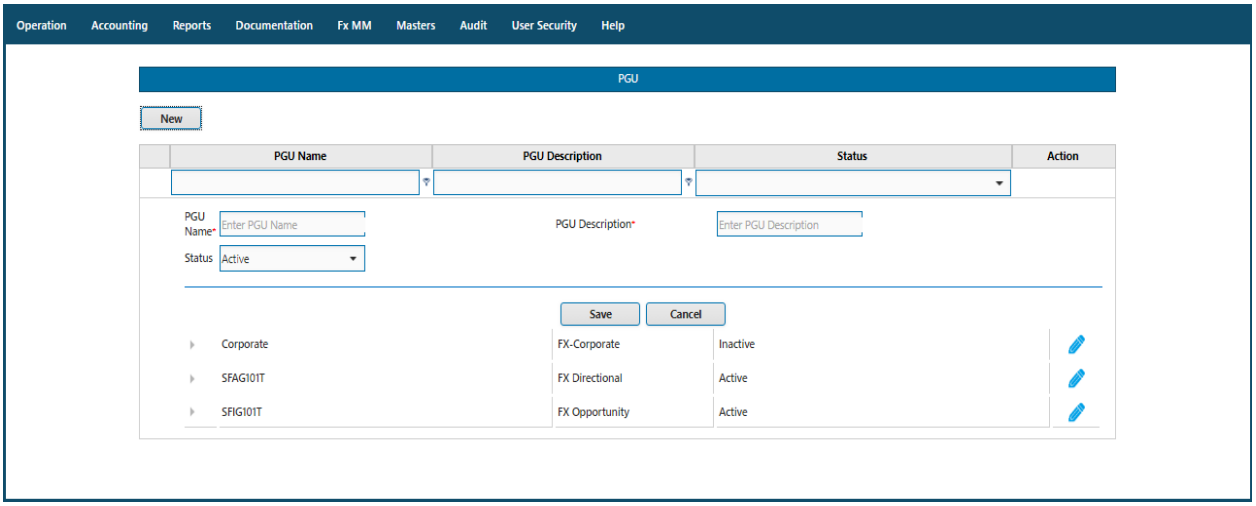

It has following fields:

1. **PGU Name** – Name of the PGU. It is a required field and can allow up to 20 alphabets/space.
2. **PGU Description** – Description of the PGU. It is a required field and can allow up to 100 alphabets.
3. **Status** – The status is 'Active' by default, i.e. the PGU is visible in other modules.
4.

Note:

1. Do not delete PGU(s) if it is used anywhere in the application.
2. PGU with Status as Inactive will not appear in any other form.

5.4 Counterparty

Purpose: A counterparty is the other party that participates in a financial transaction. The counterparty is

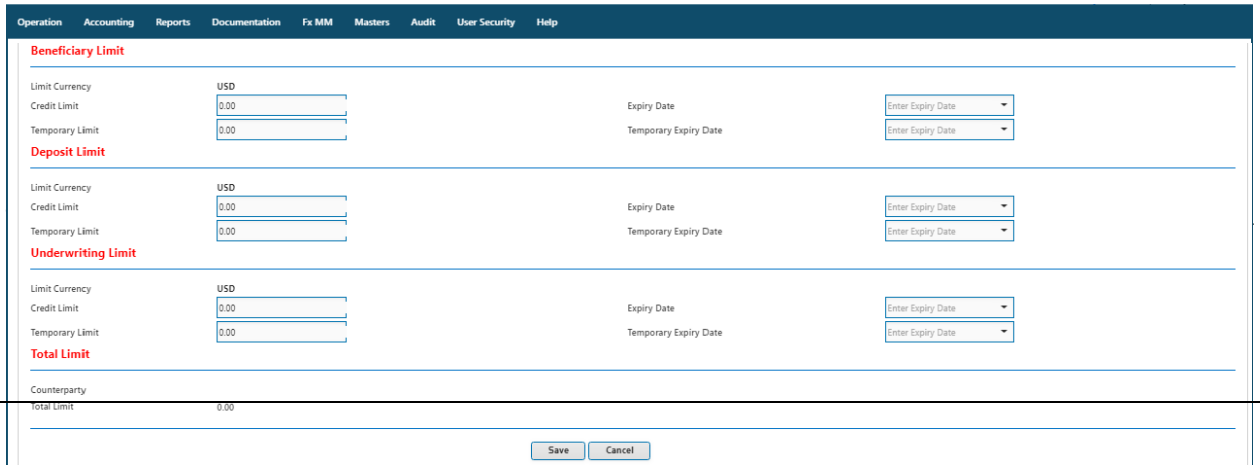

used in origination, accounting sections.

It has following fields:

1. **Counterparty Name** – Short name of the counterparty. It is a required field and can allow up to 20 alphabets/space.
2. **Counterparty Code** - It represents the SUN accounting code. It is an alphanumeric, **required field.**
3. **Full Name** – It is a required field and allows up to 50 alphabets/space.
4. **Status–** The status is 'Active' by default, i.e. the entity is visible in other modules.
5. **Reg. Number** – An optional field to input registration number of the counterparty.
6. **Address** – The address of Counterparty and it is a required field.
7. **City** – Part of the address, it is a mandatory field and allows up to 20 characters.
8. **Province** – Also a part of the address and it is a required field, which allows up to 20 characters.
9. **State** - Part of the address and it is a required field.
10. **Country** - Another part of the address and, is a required field. The country can be selected from a list of Countries.
11. **Pin code** – Also a part of the address and it is a required field. It allows only digits and requires 6 characters.
12. **Role** – A counterparty may have one or more roles, which can be selected from the dropdown list. It is a required field.
13. **Bank Type** - If the counterparty type is ‘branch’, user needs to select a branch from the dropdown list, which is just below the bank. It is an optional field.
14. **Limit** - It is a Boolean value which indicates whether Currency Limit for Counterparty is set or not. If the Limit is set to true, then User must specify below.
15. **Categories of Limits:**
    i. **Beneficiary Limit**
    ii. **Limit Currency-** It is in USD (permanently).
    iii. **Credit Limit-** Total Beneficiary Credit Limit for specific Counterparty. It accepts only decimal value up to 14,2 precision.
    iv. **Expiry Date-** Expiry date of the assigned credit limit. It is a required field.

v. **Temporary Limit-** The total beneficiary credit limit for the specific counterparty. It accepts up to 14 digits and 2 decimals.

vi. **Temporary Expiry Date-** Expiry date of given temporary credit limit. It is a required field and the date must be earlier than the expiry date.

16. Deposit Limit

i. **Limit Currency-** It is in USD (permanently).

ii. **Credit Limit-** Total deposit credit limit for specific counterparty. It accepts only decimal value up to 14,2 precision.

iii. **Expiry Date-** Expiry date of given Credit Limit and it is a required field.

iv. **Temporary Limit-** Total deposit temporary credit limit for the counterparty. It accepts only decimal value up to 14,2 precision.

v. **Temporary Expiry Date-** Expiry date of given temporary credit limit. It is a required field and the date must be earlier than the expiry date.

17. Underwriting Limit

i. **Limit Currency-** USD (permanent).

ii. **Credit Limit**- Total Underwriting Credit Limit for specific Counterparty. It accepts only decimal value up to 14,2 precision.

iii. **Expiry Date**- Expiry date of given Credit Limit. It is required once a value is fed into Credit Limit.

iv. **Temporary Limit**- Total Underwritten Temporary Credit Limit for specific Counterparty. It accepts only decimal value up to 14,2 precision.

v. **Temporary Expiry Date**- Expiry date of given temporary credit limit. It is a required field and the date must be set earlier than the expiry date.

Note:

1. Do not delete Counterparty record(s) if it is used anywhere in the application.
2. Counterparty with Status as Inactive will not appear in any form.

5.5 Currency

Purpose: The currencies which will be used for trade has to be created in the application using this form.

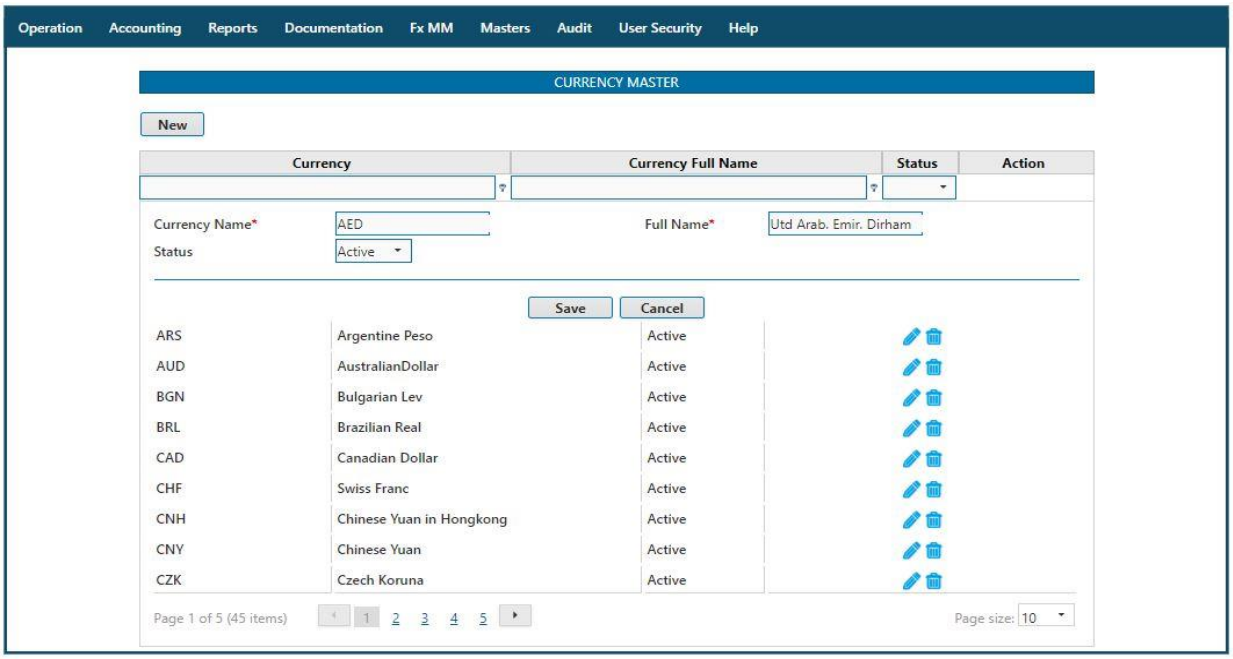

It has following fields:

1. **Currency Name** – Short name of the Currency. It is a required field and it allows alphabets up to 3 characters.

2. **Full Name** – It is the full name of the currency. It is a required field and allows up to 50 alphabets / space / special character like space, (), $.

3. **Status**- The status is 'Active' by default, i.e. the currency is visible in other modules.

Note:

1. Do not delete Currency record(s), if it is used anywhere in the application.

2. Currency with Status as Inactive will not appear in any form.

5.6 Instrument Type

Purpose: Using the form, different types of instruments can be added in the application.

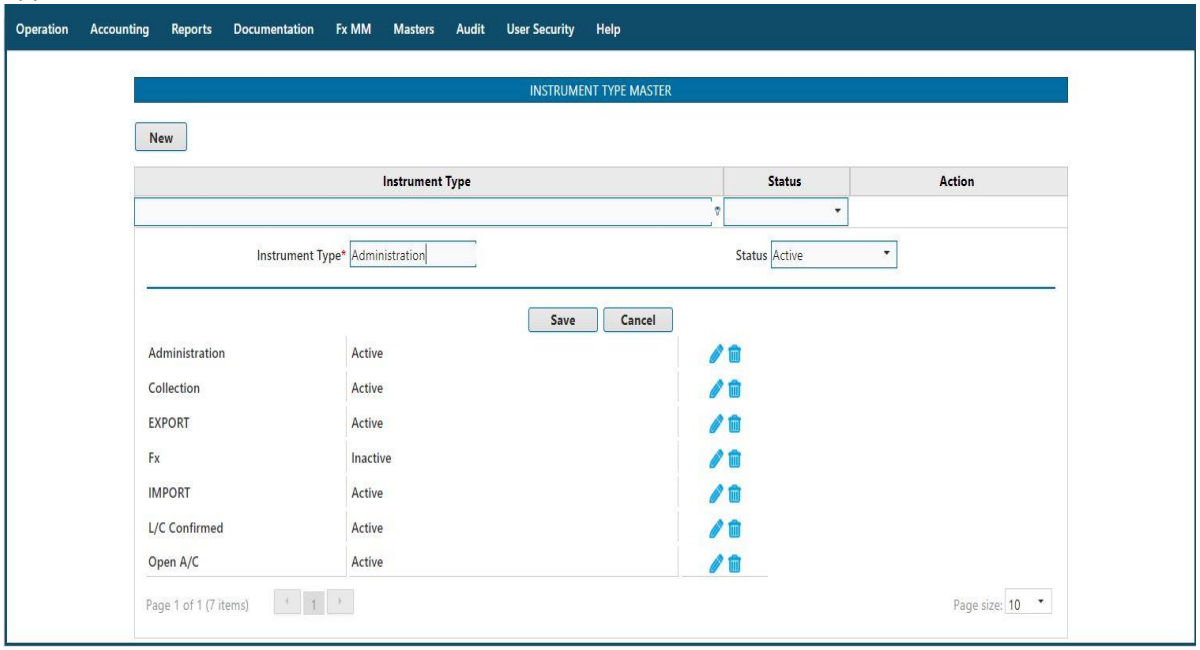

It has following fields:

1. **Instrument Type** –It is a required field and allows only alphabets, space and special character like '/'. A maximum of 50 characters can be entered.

2. **Status**- The status is 'Active' by default, i.e. the instrument type is visible in other modules.

Note:

1. Do not delete Instrument Type record(s) if it is used anywhere in the application.

2. Instrument Type with Status as Inactive will not appear in any form.

5.7 Transaction Type

Purpose: Transaction types can be added using this form, which will be used in origination.

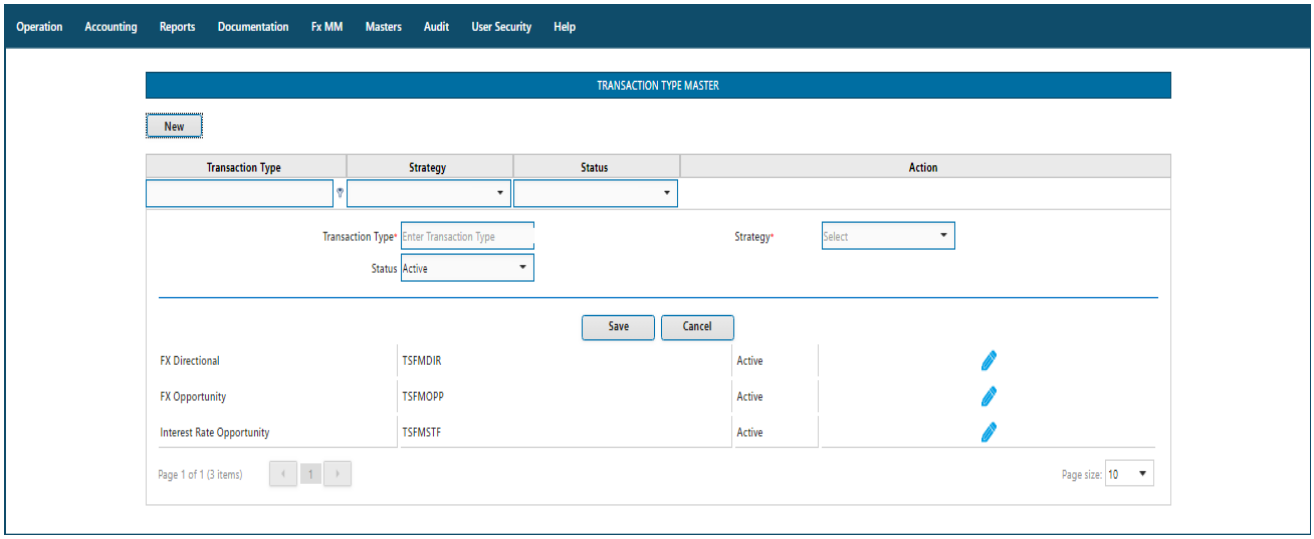

It has following fields:

1. **Transaction Type** – Name of transaction type. It is a required field and can accept up to 50 alphabets / spaces.
2. **Strategy –** Name of the strategy type. It is a required field and accepts only characters.
3. **Status**- The status is 'Active' by default, i.e. the transaction type is visible in other modules.

Note:

1. Do not delete Transaction Type record(s) if it is used anywhere in the application.
2. Transaction Type with Status as Inactive will not appear in any form.

5.8 Transaction Subtype

Purpose: Like transactions, this form can be used to add transaction subtypes which can be used in the trade origination section.

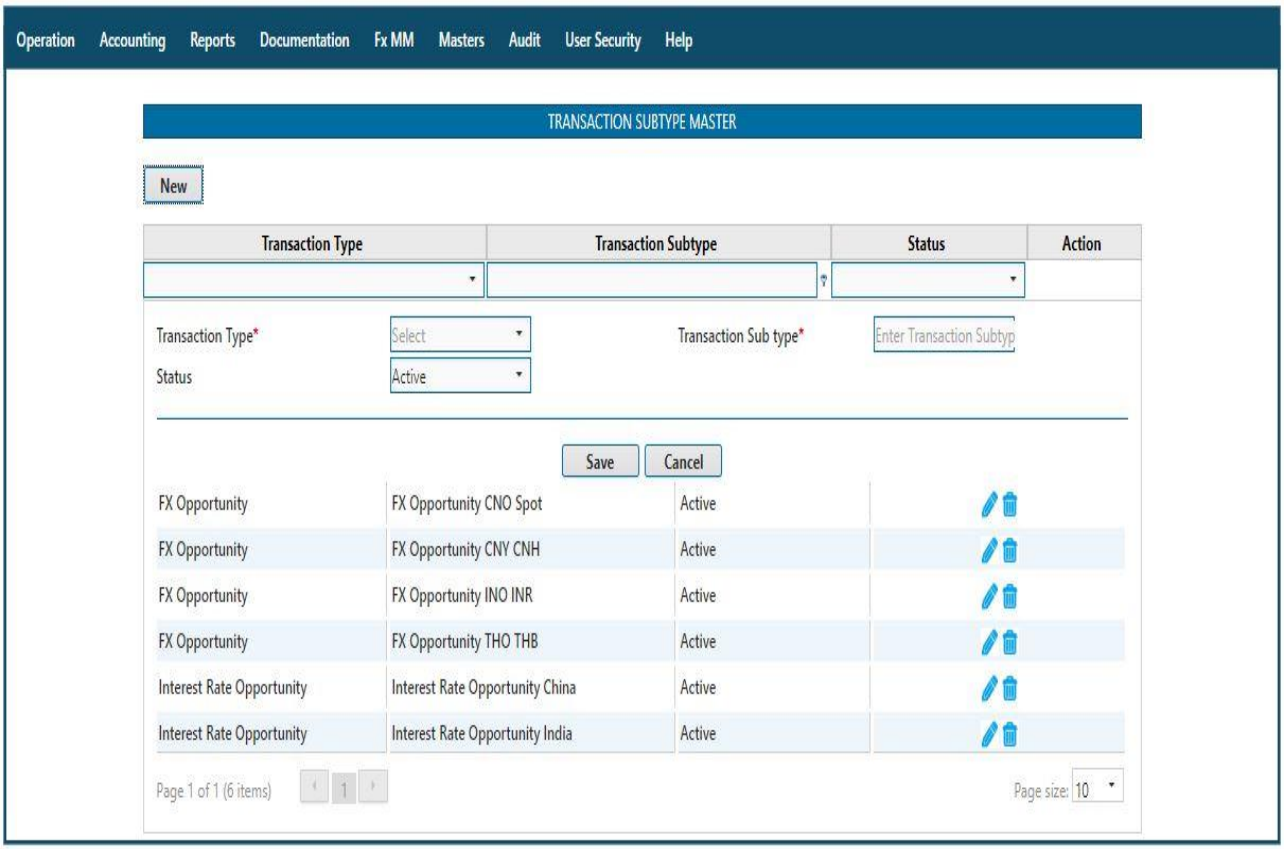

It has 3 fields:

1. **Transaction Type** – Select the parent transaction type from the dropdown list.
2. **Transaction Subtype** – Name of transaction which will be treated as subtype. It is a required field and allows up to 50 alphabets/spaces.
4. **Status**- The status is 'Active' by default, i.e., the subtype is visible in other modules.

Note:

1. Do not delete Transaction Sub Type record(s) if it is used anywhere in the application.
2. Transaction Sub Type with Status as Inactive will not appear in any form.

5.9 SUN Account Codes

Purpose: Sun account codes are required for submission of transactions to SUN accounting systems. Using this data, the system will map the account numbers with the transactions.

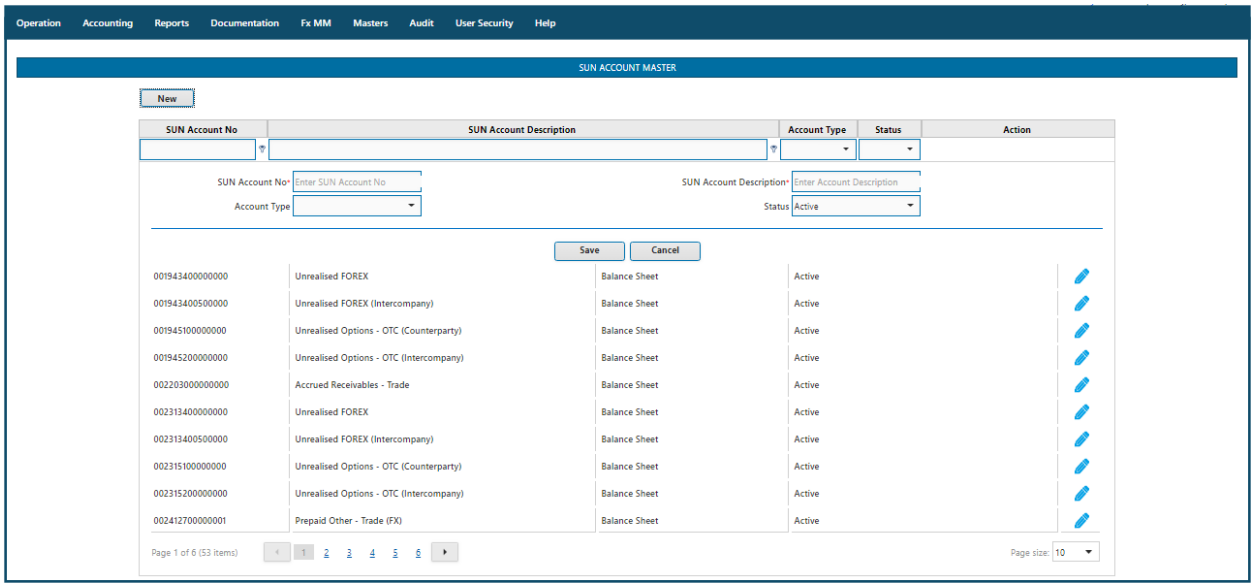

It has following fields:

1. **SUN Account No** – The analysis code from SUN accounting system. It is a required field and can allows between 5-10 characters.
2. **SUN Account Description** – Describes what the code represents, i.e. commission, bank charges etc. It is a required field and allows up to 50 alphabets / space.
3. **Account Type** –PNL or Balance Sheet account.
4. **Status**- The status is 'Active' by default, i.e. the code is visible in other modules.

Note:

1. Do not delete SUN Account record(s) if it is used anywhere in the application.
2. SUN Account with Status as Inactive will not appear in any form.

5.10 Port

Purpose: In CFS application Trade flow, shipment, Contract String modules require ports in the origination and destination sections. This form can be used to add the ports to the application.

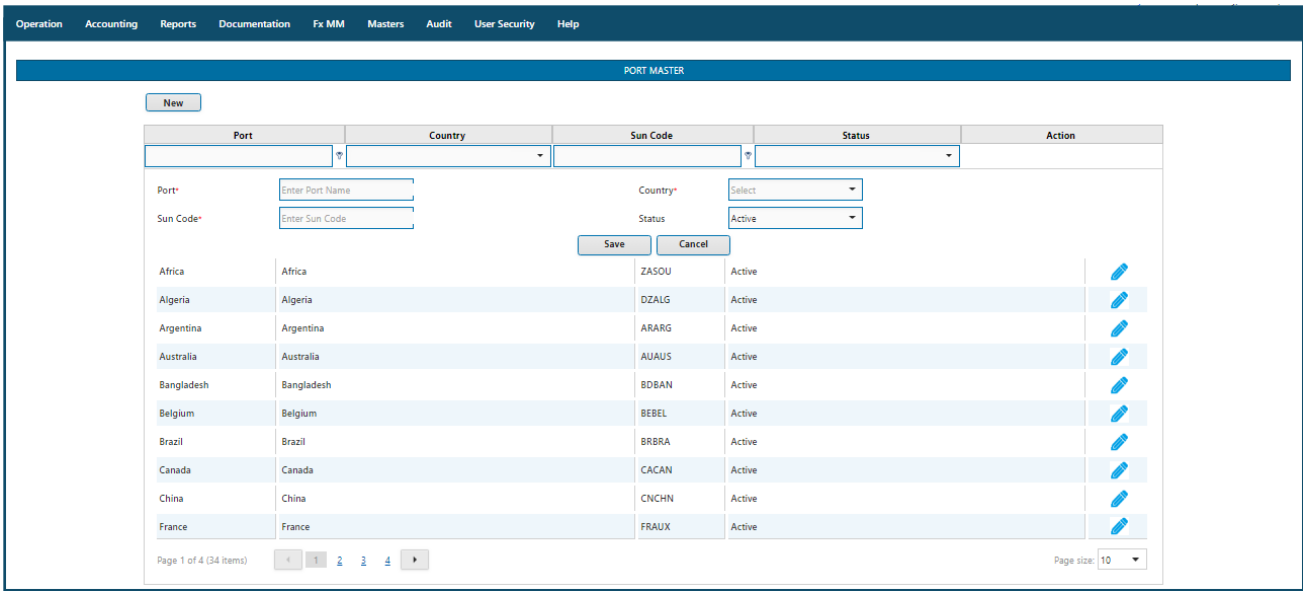

It has following fields:

1. **Port** – Name of the port. It is a required field and allows only alphabets.
2. **Country** – The country where the port is located.
3. **Sun Code –** The Sun Code associated with the Port.
4. **Status**- The status is 'Active' by default, i.e. the port is visible in other modules.

Note:

1. Do not delete Port record(s) if it is used anywhere in the application.
2. Port field with Status as Inactive will not appear in any form.

5.11 Goods

Purpose: Goods are the commodities used in the trades. It is necessary to add the goods first in the application to use in other modules like trade flow, contract string etc.

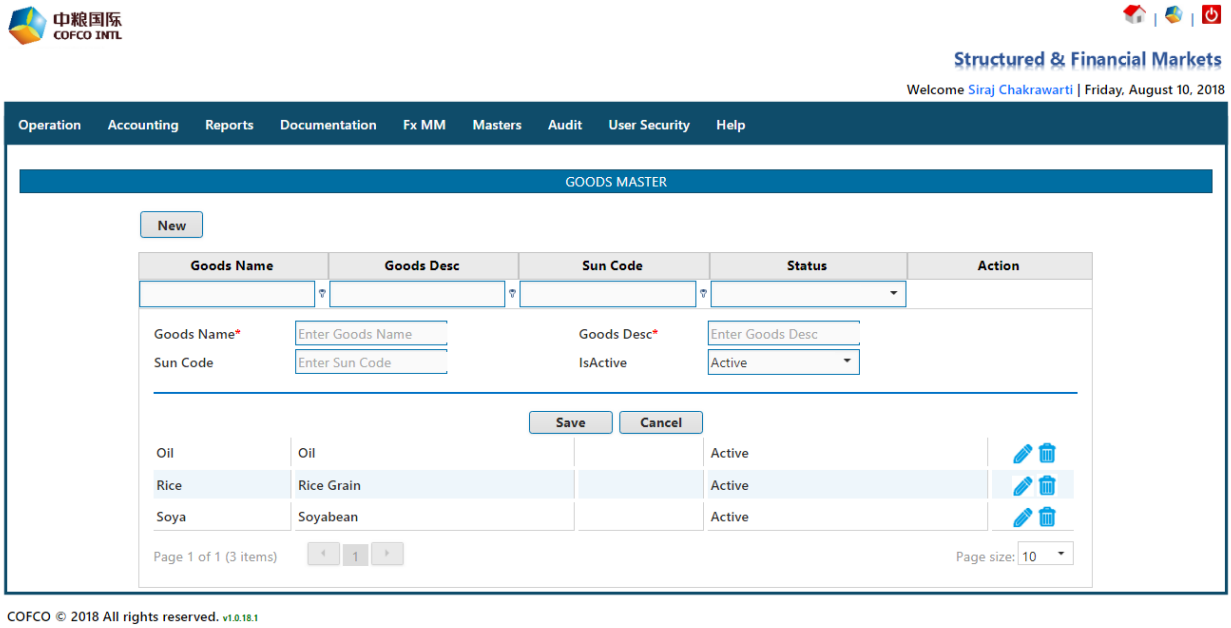

It has following fields:

1. Goods Name – Name of the goods. It is a required field and allows only alphabets.
2. Goods Description – Description of the goods. It is a required field and allows only alphabets.
3. Sun Code – It is code which represent the Goods in the SUN.
4. Status- The status is 'Active' by default, i.e., the good is visible in other modules.

Note:

1. Do not delete Goods Name record(s) if it is used anywhere in the application.
2. Goods Name field with Status as Inactive will not appear in any form.

5.12 Desk

Purpose: A desk is the source of all/initial trading information. It represents information centres located in different countries.

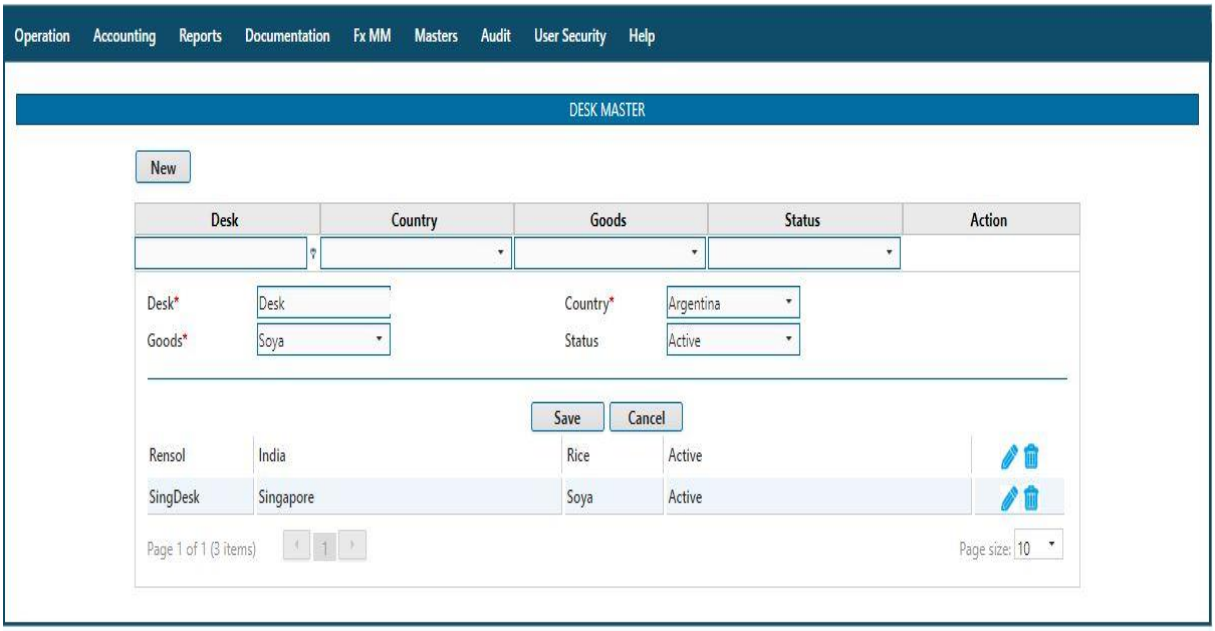

It has following fields:

1. **Desk** – Name of the desk, and it is a mandatory field.
2. **Country** – The country where the desk is located. It can be selected from the dropdown list.
3. **Goods –** Associated goods / commodities
4. **Status** – The status is 'Active' by default, i.e. the desk is visible in other modules.

Note:

1. Do not delete Desk record(s) if it is used anywhere in the application.
2. Goods Name field with Status as Inactive will not appear in any form.

5.13 TDS Rate

Purpose: Tax Deducted at Source (**TDS**) rate is a means of collecting income tax in India. Any payment covered under these provisions shall be paid after deducting a prescribed **percentage**.

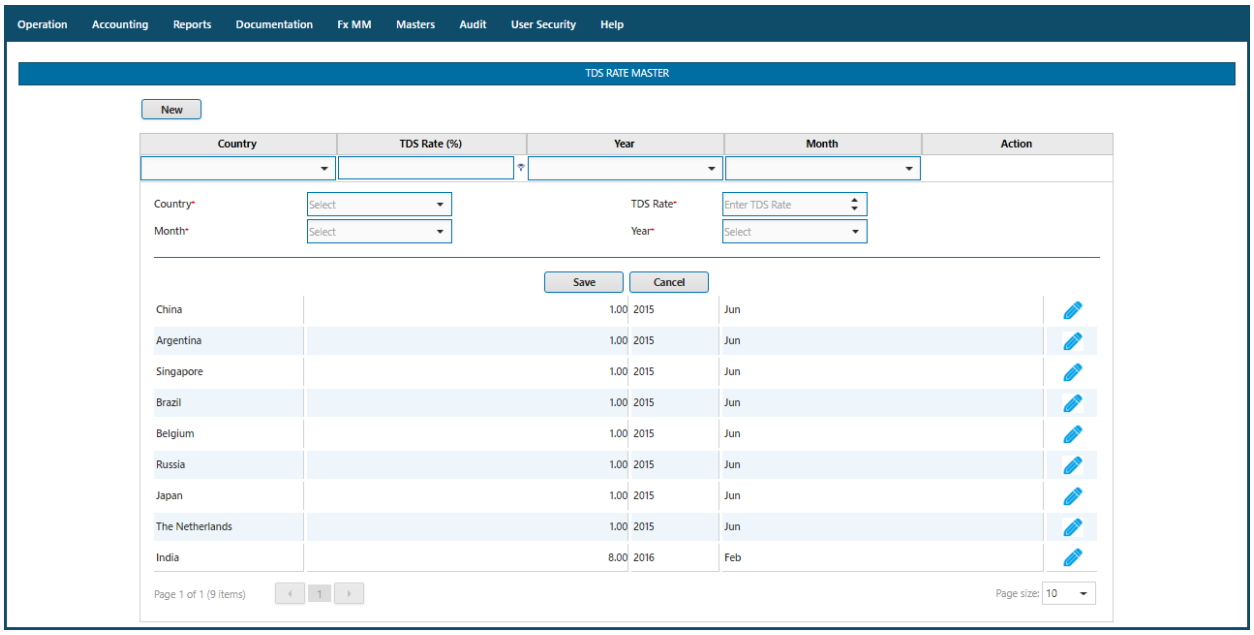

It has following fields:

1. **Country** – The country where the desk is located. It can be selected from the dropdown list.
2. **TDS rate –** It is the Tax Deducted at Source (TDS) rate. It is a means of collecting income tax.
3. **Year –** It is the year in which the TDS is applied.
4. **Month** – It is the month in which the TDS rate is applied.

Note:

1. Do not delete TDS record(s) if it is used anywhere in the application.

5.14 FX Rate Maintenance

Purpose: Foreign Exchange Rate (FX Rate) specifies the exchange rate w.r.t USD. It is automatically filled on the behalf of selected currency. It represents FX rate which is coming from the CSIL system.

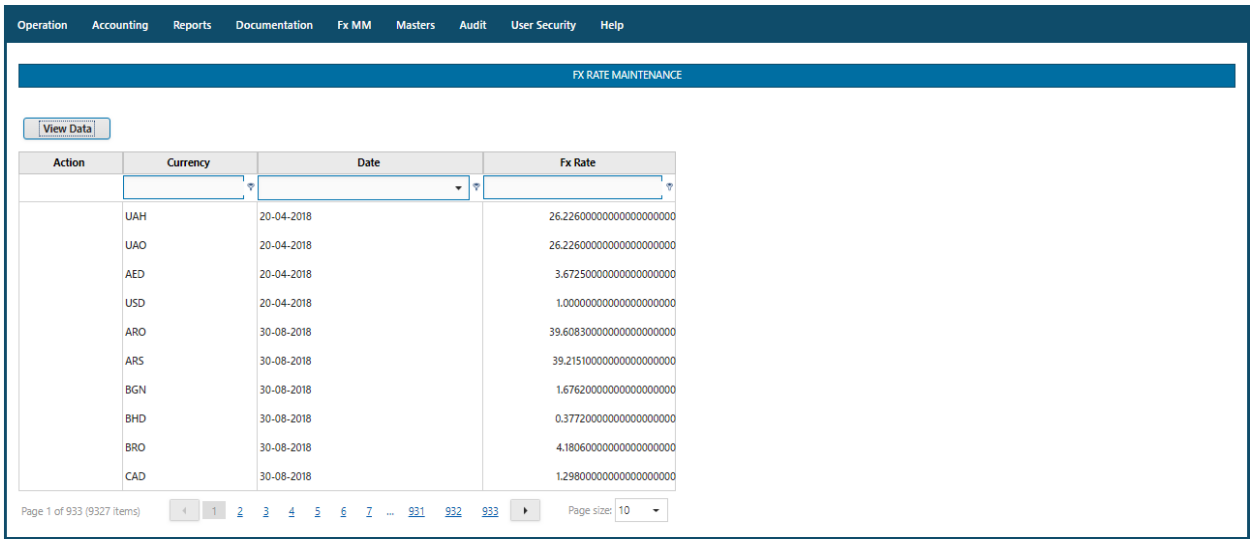

Action	Currency	Date	Fx Rate
	UAH	20-04-2018	26.22600000000000000000
	UAO	20-04-2018	26.22600000000000000000
	AED	20-04-2018	3.67250000000000000000
	USD	20-04-2018	1.00000000000000000000
	ARO	30-08-2018	39.60830000000000000000
	ARS	30-08-2018	39.21510000000000000000
	BGN	30-08-2018	1.67620000000000000000
	BHD	30-08-2018	0.37720000000000000000
	BRO	30-08-2018	4.18060000000000000000
	CAD	30-08-2018	1.29800000000000000000

It has following fields:

1. **Currency** – It specifies the currency in which trade/deal is fixed. This is the drop-down field and the data comes from the currency master. It is a mandatory field.
2. **Date –** It is the date on which the fx rate is generated. This is a mandatory field.
3. **FX Rate –** Foreign Exchange Rate (FX Rate) specifies the exchange rate w.r.t USD. It is automatically filled and displayed on the behalf of selected currency.

Note: FX Rate is only available in the application for viewing and cannot be deleted.

5.15 Regional BU

Purpose: The Regional Business Unit (area) of the Legal Entity is a logical element or segment of a company (such as accounting, production, marketing) representing a specific business function, and a definite place on the organizational chart, under the domain of a manager. and it allows alphanumeric characters.

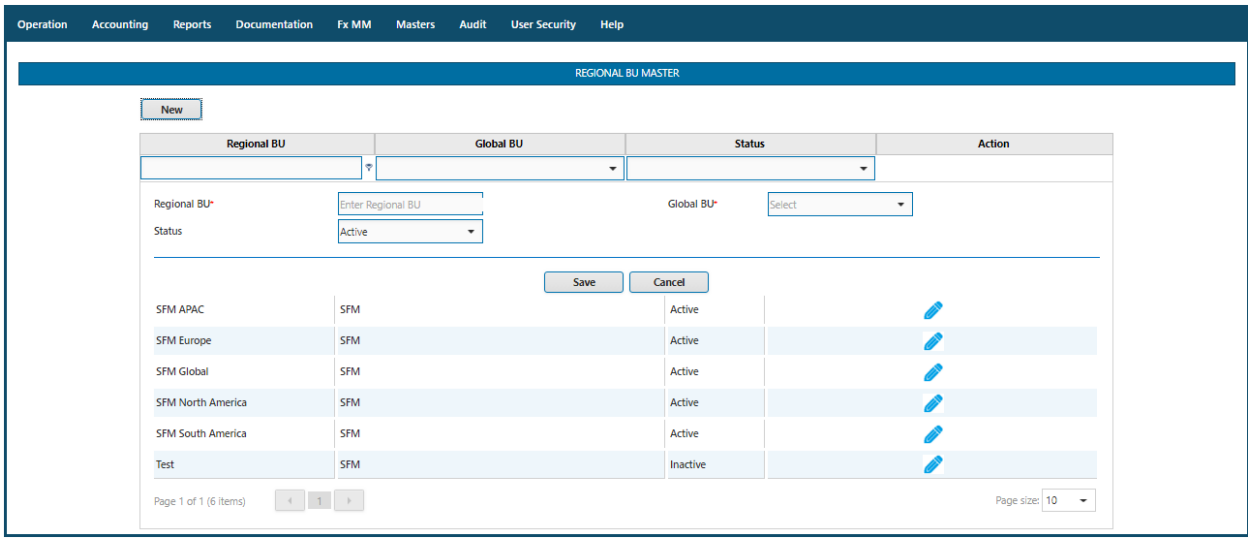

It has following fields:

1. **Regional BU** – It represents the Regional Business Unit (area) of the Legal Entity. It allows alphanumeric characters.

2. **Global BU –** It represents the Global Business Unit (area) of the Legal Entity and it allows alphanumeric characters.

3. **Status –** The status is 'Active' by default, i.e. the user is visible in other modules and can login.

5.16 Strategy

Purpose: Strategy is the business strategy used as the course of action or set of decisions which assist the company in achieving specific business objectives.

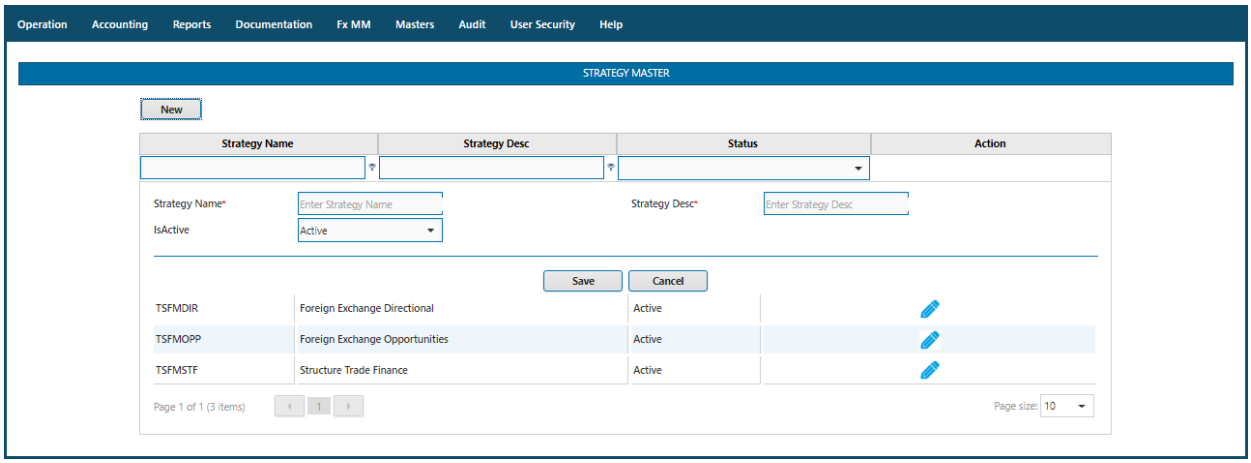

It has following fields:

1. **Strategy Name** – Code name of the strategy type. It is a required field and accepts only characters.

2. **Strategy description –** It represents the business strategy used as the course of action or set of decisions which assist the company in achieving specific business objectives.

3. **Status –** The status is 'Active' by default, i.e. the transaction type is visible in other modules.

5.17 Bloomberg Strategy

Purpose: Strategy is the business strategy used as the course of action or set of decisions which assist the company in achieving specific business objectives.

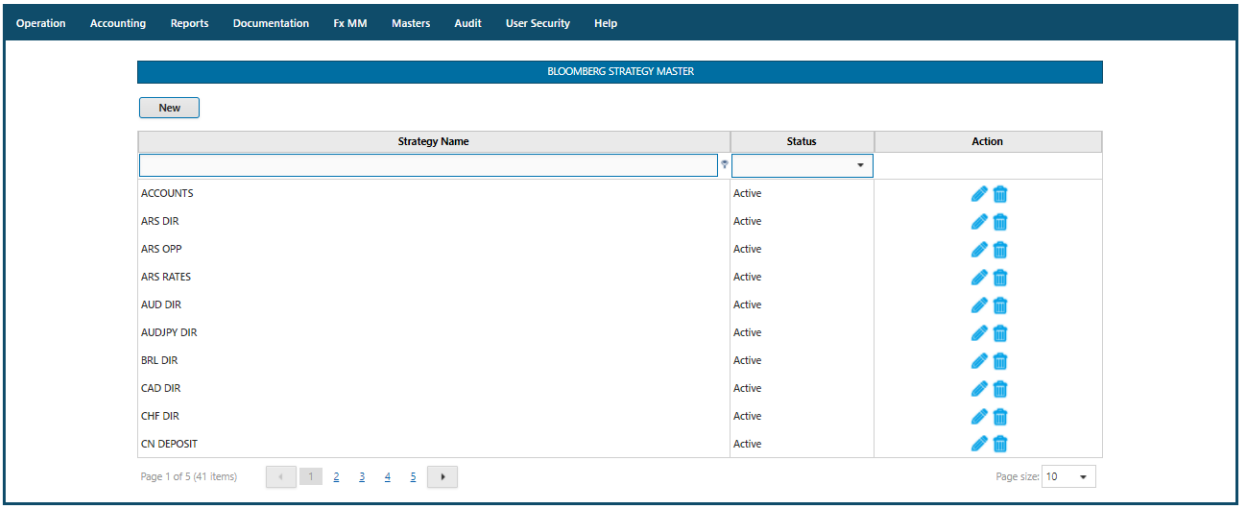

It has following fields:

1. **Strategy Name** – Code name of the strategy type. It is a required field and accepts only characters.

2. **Status –** The status is 'Active' by default, i.e. the transaction type is visible in other modules.

5.18 Payment Instruction

Purpose: This master is to create bank account details as part of payment instructions

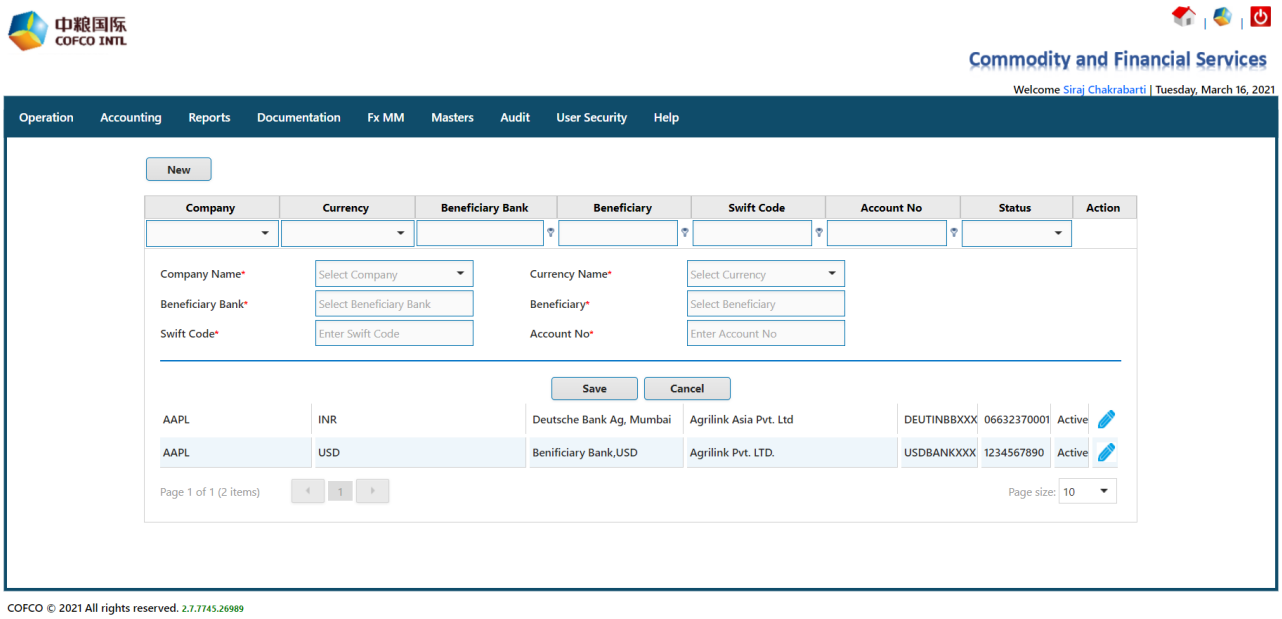

It has following fields:

1. **Company Name** – Need to select required entity name from dropdown for which beneficiary needs to be added.
2. **Currency -** Need to select required currency name from dropdown.
3. **Beneficiary Bank –** Bank name
4. **Beneficiary –** Beneficiary Name
5. **Swift Code –** Bank's swift code
6. **Account No.** – Beneficiary's Account No.

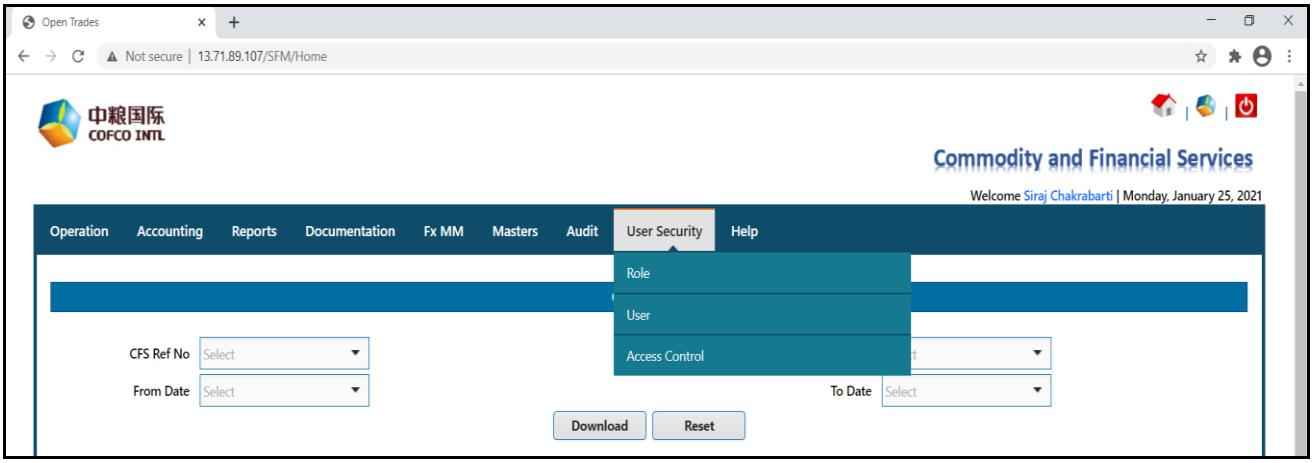

6.1 Role:

Purpose: Roles enable the administrator to group the users. Which also allows the administrator to assign access permission to multiple users in one go.

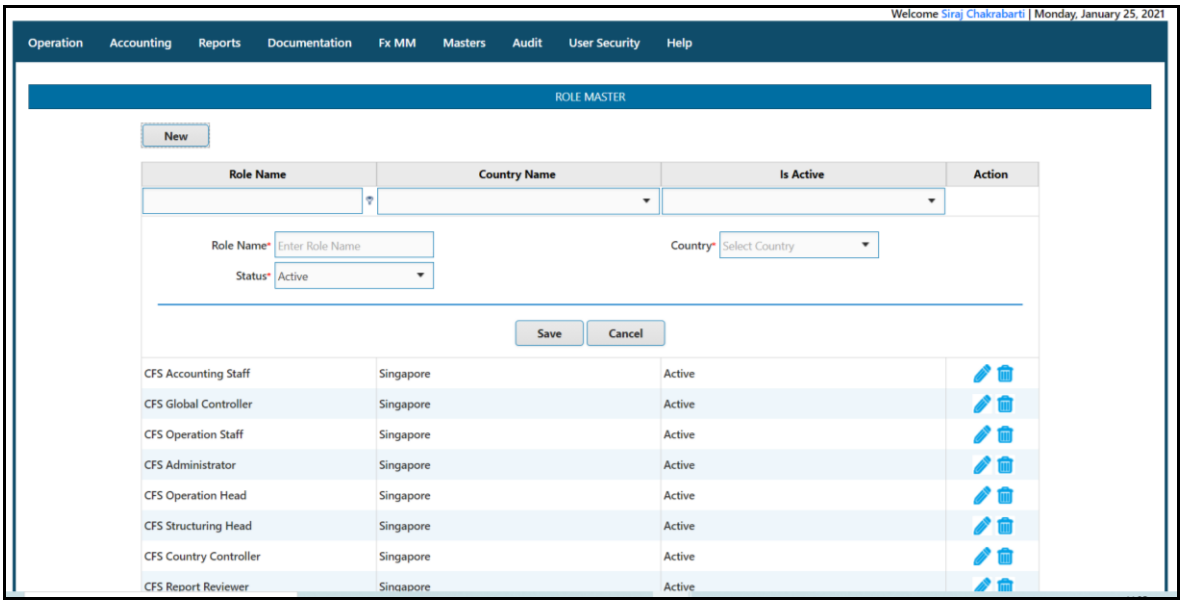

It has 3 fields:

1. **Role Name-** Name of the role for easy identification. It is a required field.
2. **Country-** For which country, the role is getting created. It is a required field.

3. **Status-** The status is 'Active' by default, i.e. the role is visible in other modules.

6.2 User:

Purpose: Any person requires access to the CFS application will require a credential for login. This form will allow the privileged user to create a new user in the application.

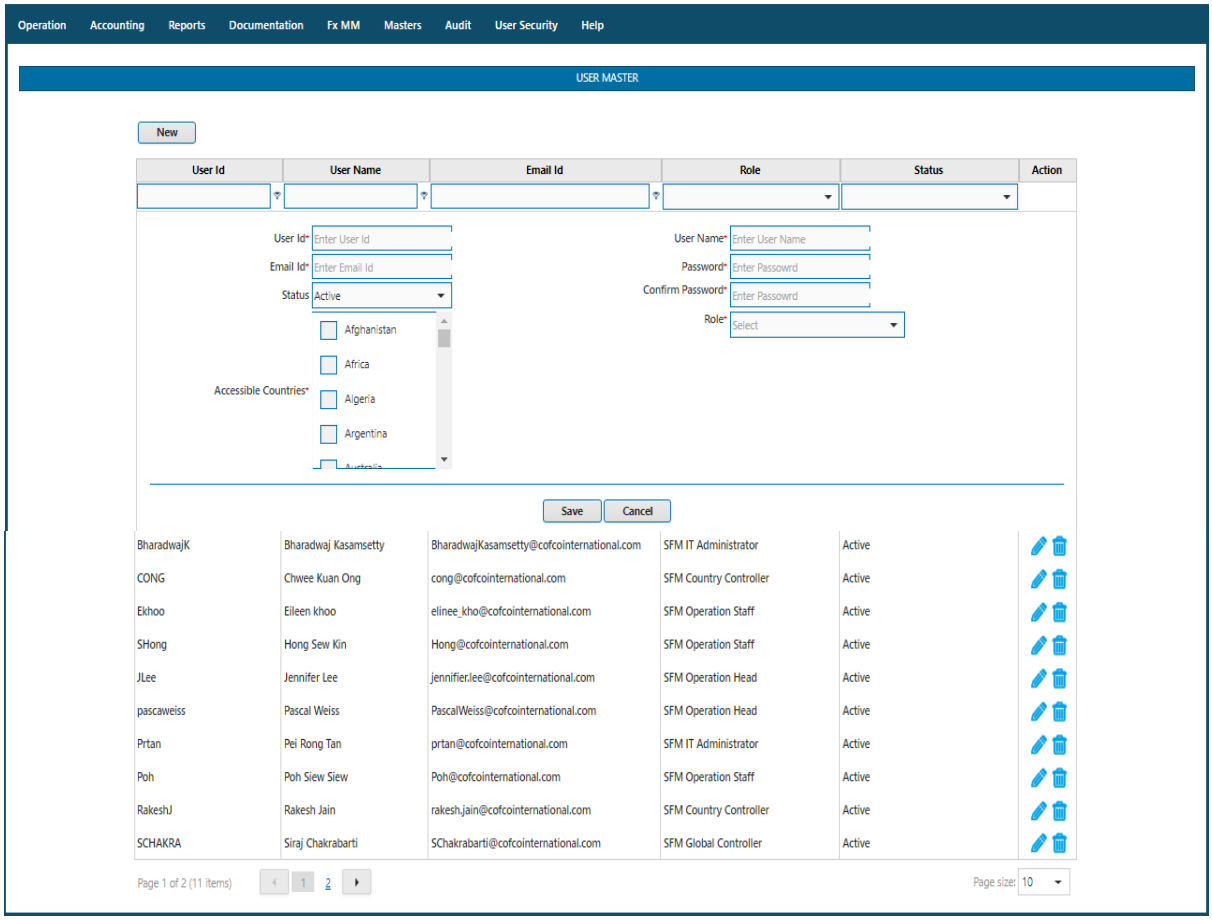

It has following Components:

1. **User Id-** Will be needed while logging in to the application. It is a required field and allows up to 50 alphanumeric characters.

2. **Username:** Real name of user which will be used for display purpose only. It is a required field and allows up to 50 alphabets.

3. **Email ID:** email Id of the user. It is a required field and allows only allows valid email addresses.

4. **Password:** Will be needed while logging in to the application. It is a required field and allows up to 50 alphanumeric characters.

5. **Confirm Password:** Will be needed while logging in to the application. It is a required field and allows up to 50 alphanumeric characters.

6. **Status**: The status is 'Active' by default, i.e. the user is visible in other modules and can login.

7. **Country:** Name of country the user will have access to. It is a mandatory field.

8. **Role:** It is the designation of the user in the organisation. Only the roles for the corresponding country will get display to get a role selected.

6.3 Access Control:

Purpose: Assign access levels to a role. When a user logs in, the application will control the access to different Menu, Sub-Menu, Form & Module based on this access control data.

The screen had been designed in such a way that the Global Controller can give any access (Insert / Update / Delete / View) at any point of time to any role at Menu, Sub-Menu, Form & Module level.

1. After opening the Access Control Page, list of user roles will be visible.

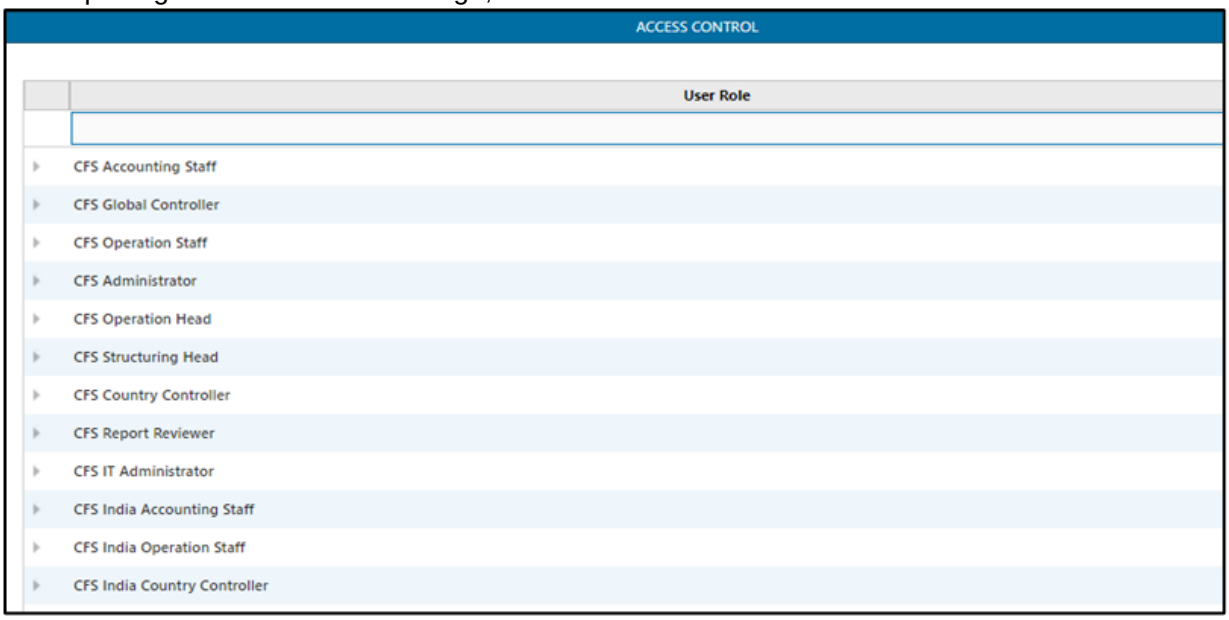

   i. There is existing 9 Roles which are for Singapore.
      a. CFS Accounting Staff
      b. CFS Global Controller
      c. CFS Operation Staff
      d. CFS Administrator
      e. CFS Operation Head

f. CFS Structuring Head
g. CFS Country Controller
h. CFS Report Reviewer
i. CFS IT Administrator.

ii. Except Singapore, for each entity, there are 3 roles (Accounting Staff, Operation Staff, Country Controller).

A. for India (AAPL)
   a. CFS India Accounting Staff
   b. CFS India Operation Staff
   c. CFS India Country Controller

B. for UAE (Gemmayz)
   a. CFS UAE Accounting Staff
   b. CFS UAE Operation Staff
   c. CFS UAE Country Controller

C. for Holland (Rotterdam-CINVB)
   a. CFS Holland Accounting Staff
   b. CFS Holland Operation Staff
   c. CFS Holland Country Controller

D. for Switzerland (Geneva-CRSA)
   a. CFS Switzerland Accounting Staff
   b. CFS Switzerland Operation Staff
   c. CFS Switzerland Country Controller

2. After expanding any role (say CFS India Accounting Staff role), the below mentioned screen will be visible where it will display all the Menu Names. Here Controller will give the access.

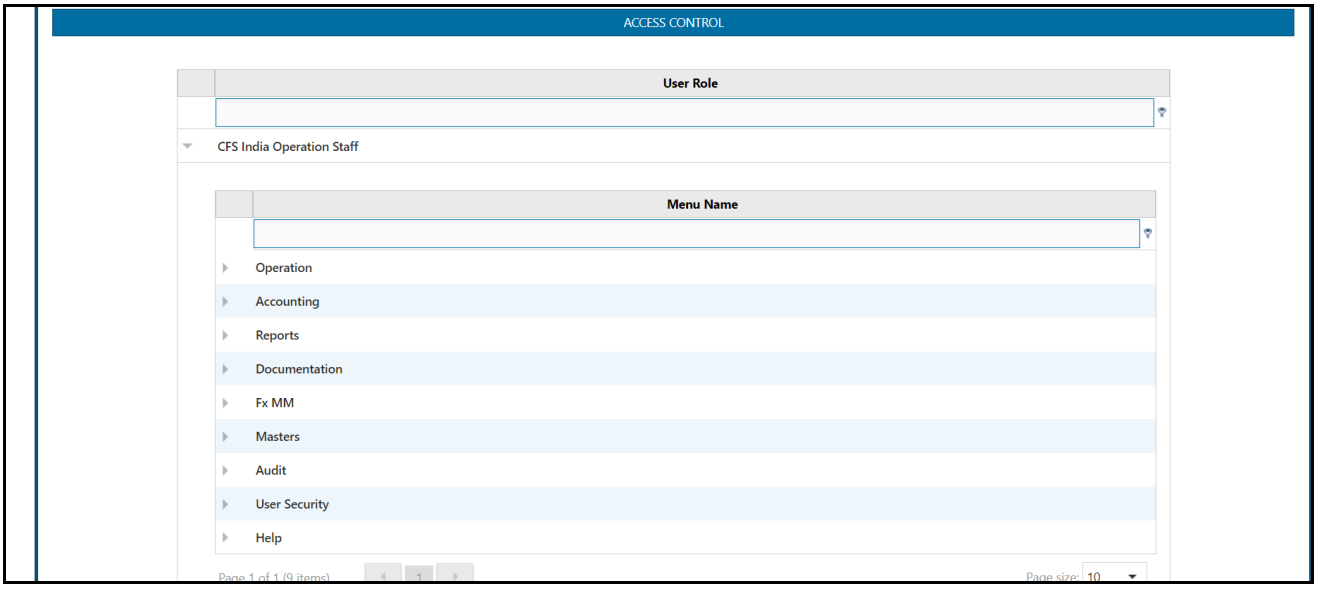

3. After expanding each Menu, there will be Sub-Menu, then under Sub-Menu, there will be Form and then under Form, there will be Module if applicable.
   Global Controller will give the access as per requirement to the respective role.

There are Insert, Update, Delete & View checkboxes in all Sub-Menu, Form & Module. Checking the respective box will allow the access for the corresponding Sub-Menu, Form & Module for that role in CFS Application.

NOTE:

- In case, where sub-menu itself is a Form, it will directly open the Form tab instead of opening the Sub-menu for giving the required access.
- In case, where there is Module under Form, then
  - Firstly, need to give the required access on Insert, Update, Delete & View checkbox at Form level.
  - Then click on "Save Changes" to update in database.
  - Once it is saved, expand the Form, and then give the required access on Insert, Update, Delete & View checkbox at Module level.
  - In Module, the corresponding checkbox will be enabled only for which the permission had been given at Form level and rest checkboxes will be disabled.
  - Then click on "Save Changes" to update in database.
- Before clicking on "Save Changes", if user wants to undo the changes, then user need to click on "Cancel Changes".

a. Operation

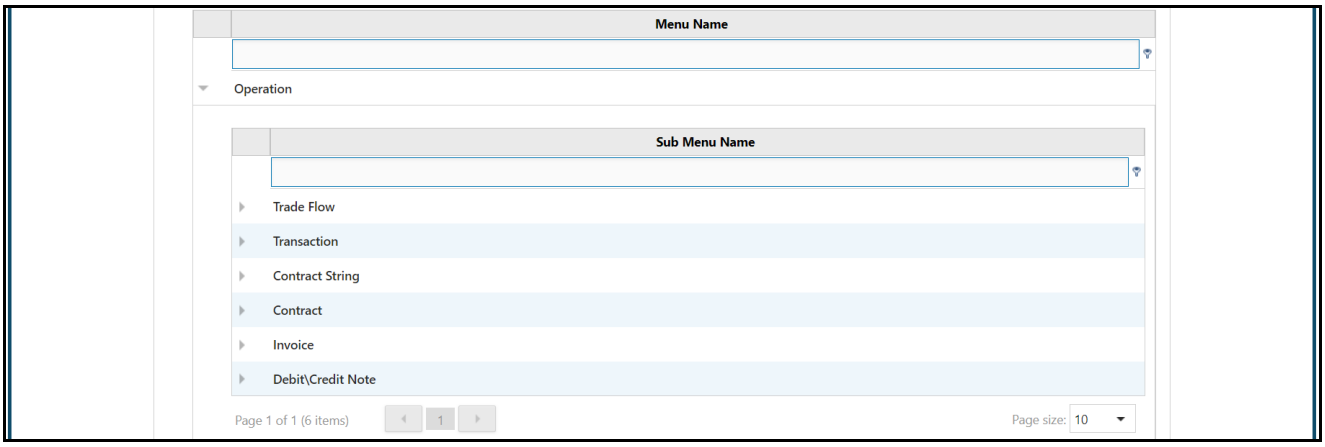

a) Operation -→ Trade Flow

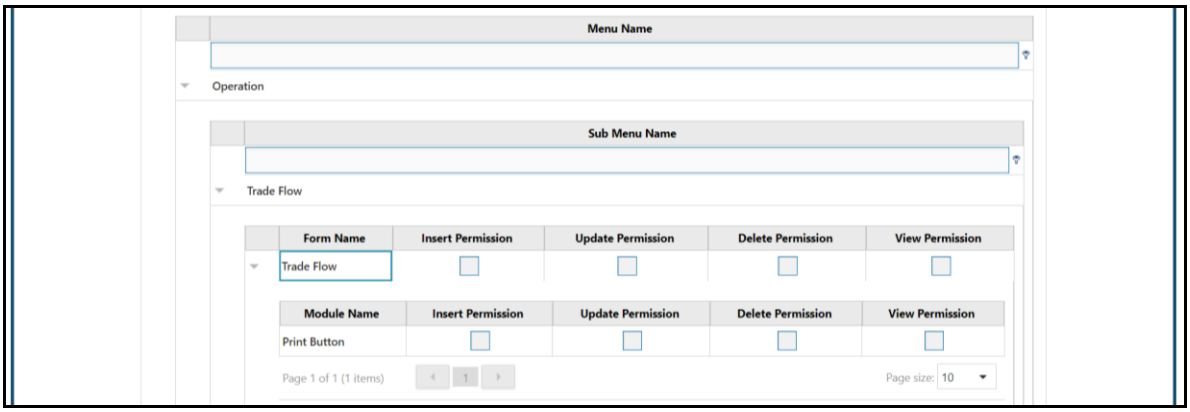

b) Operation -→ Transaction

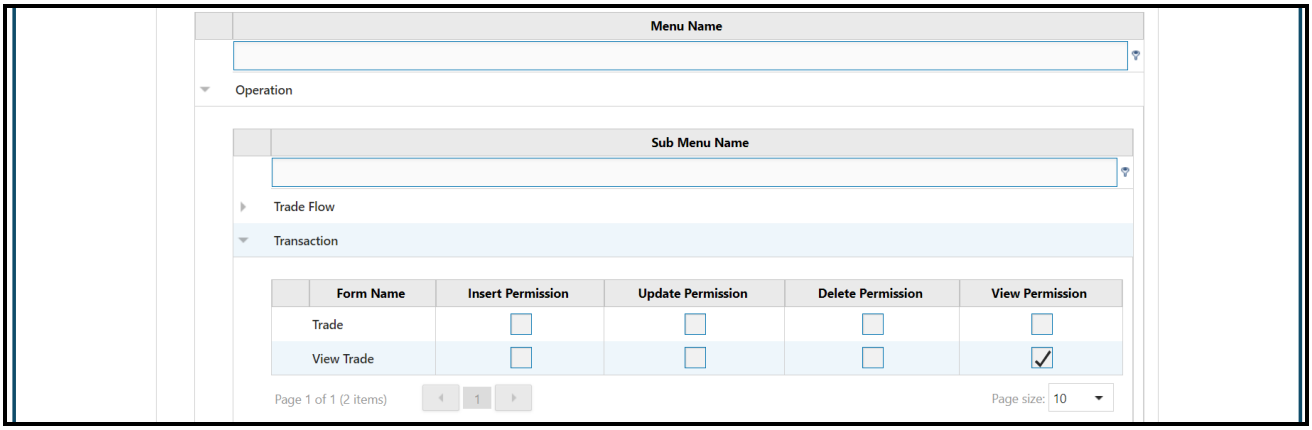

c) Operation -→ Contract String

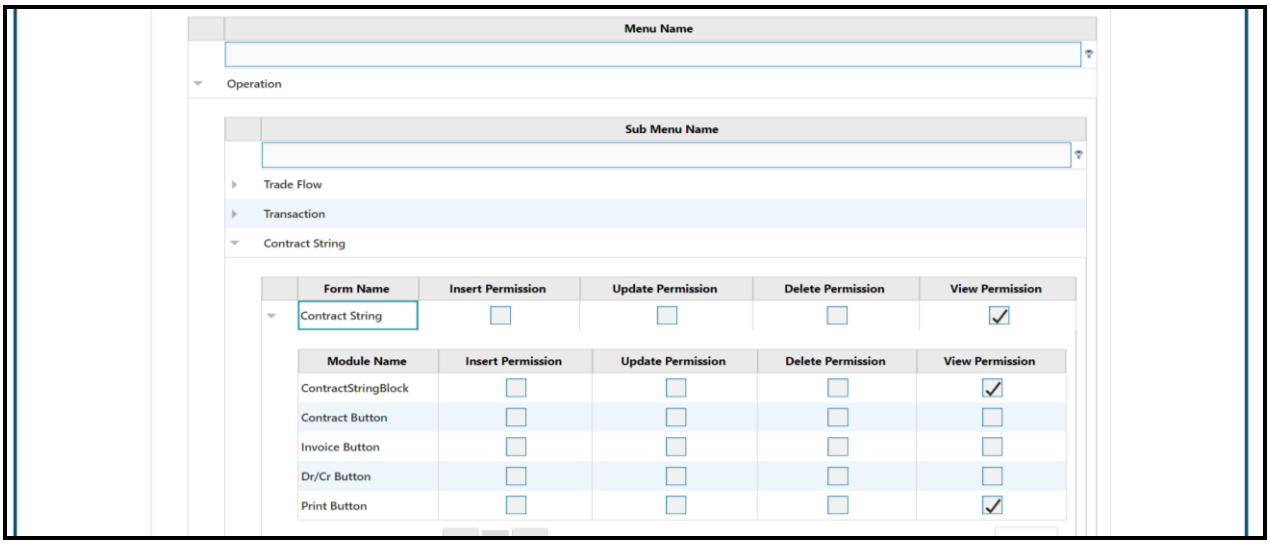

d) Operation -→ Contract

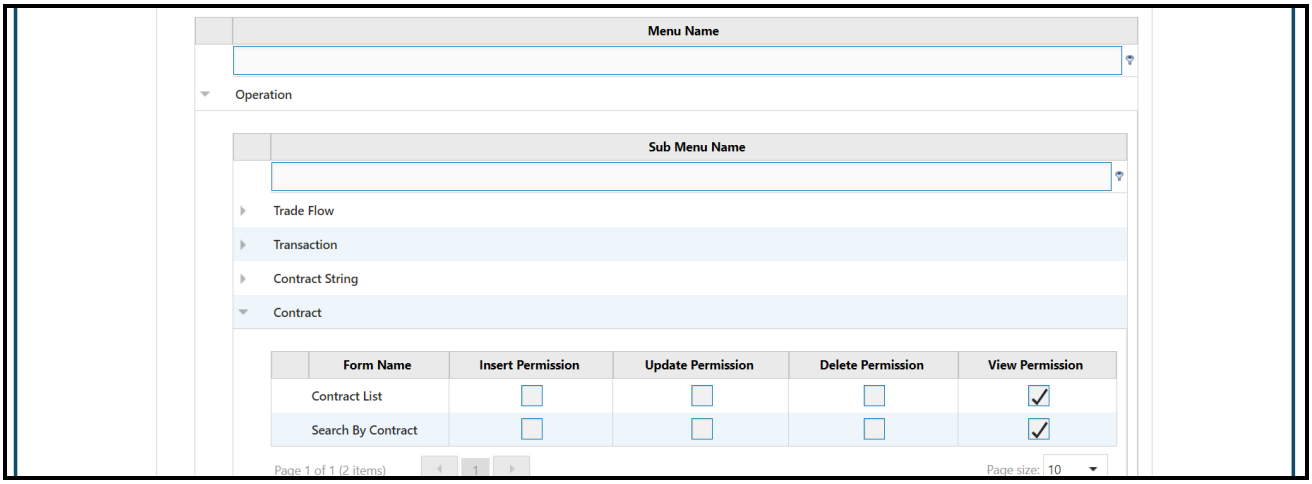

e) Operation -→ Invoice

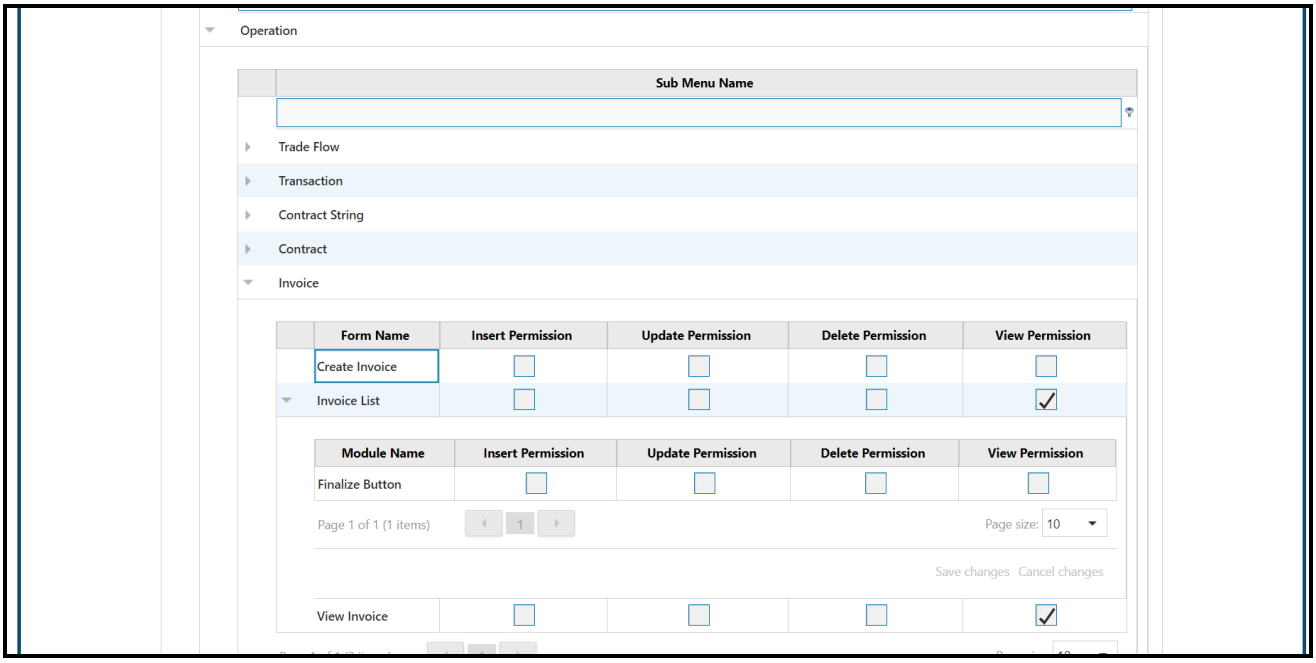

f) Operation -→ Debit\Credit Note

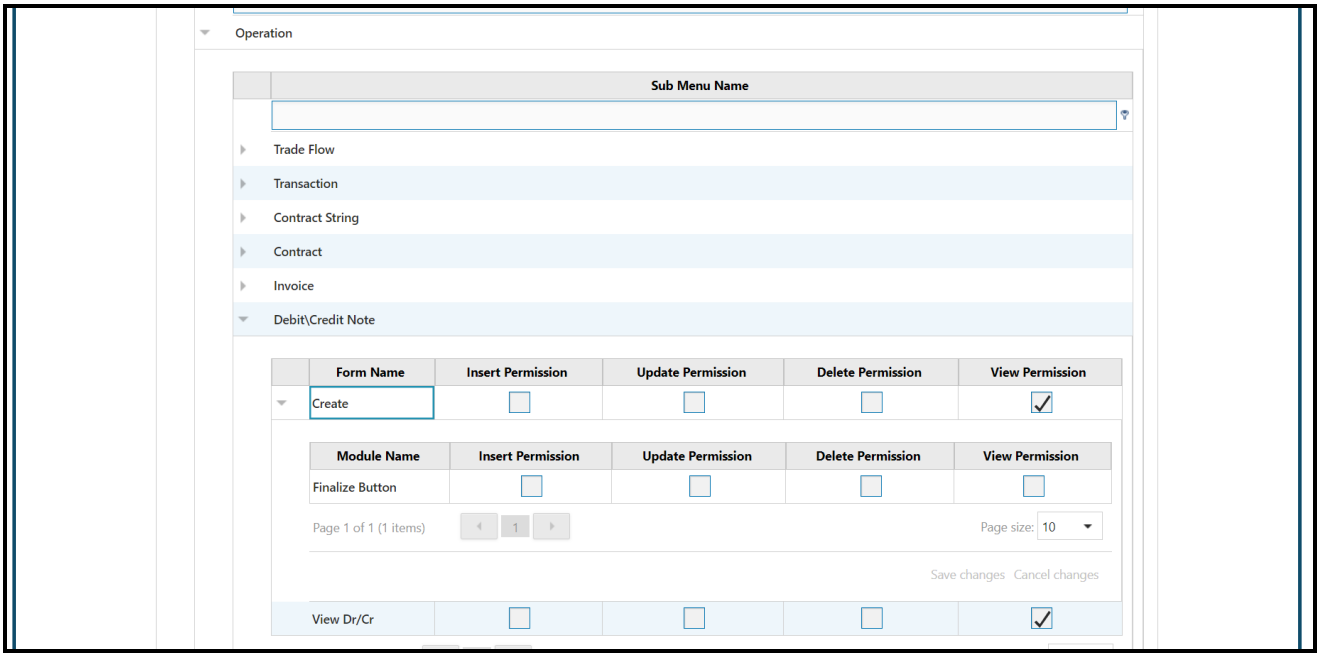

b. Accounting

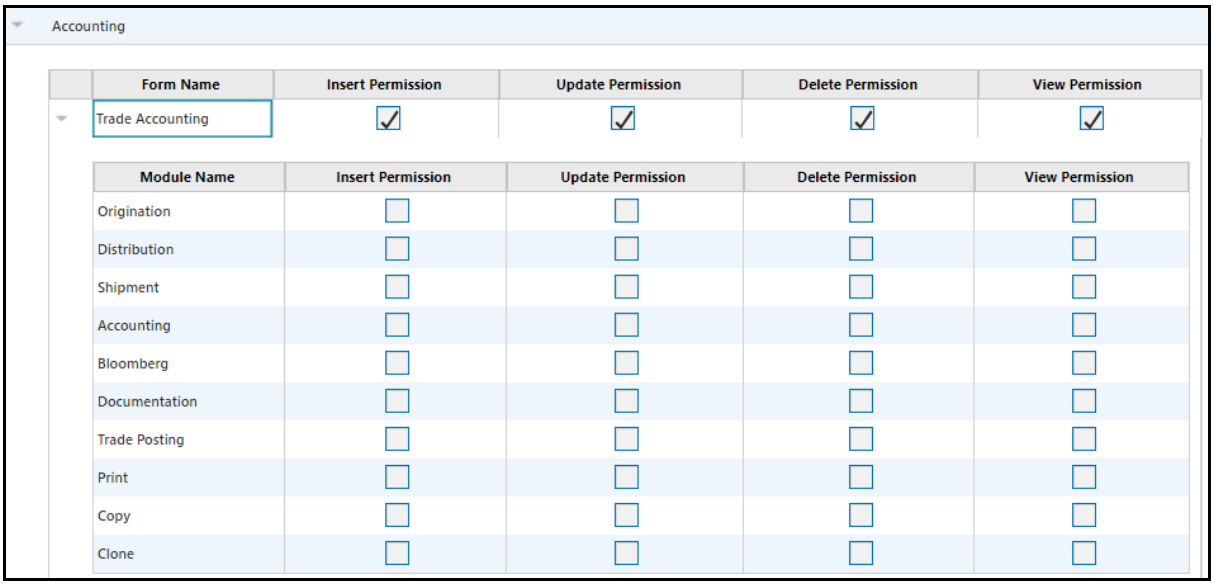

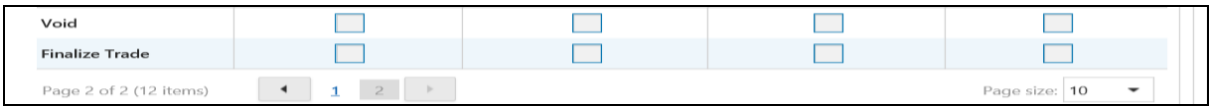

c. Reports

a) Reports -→ Operation Reports

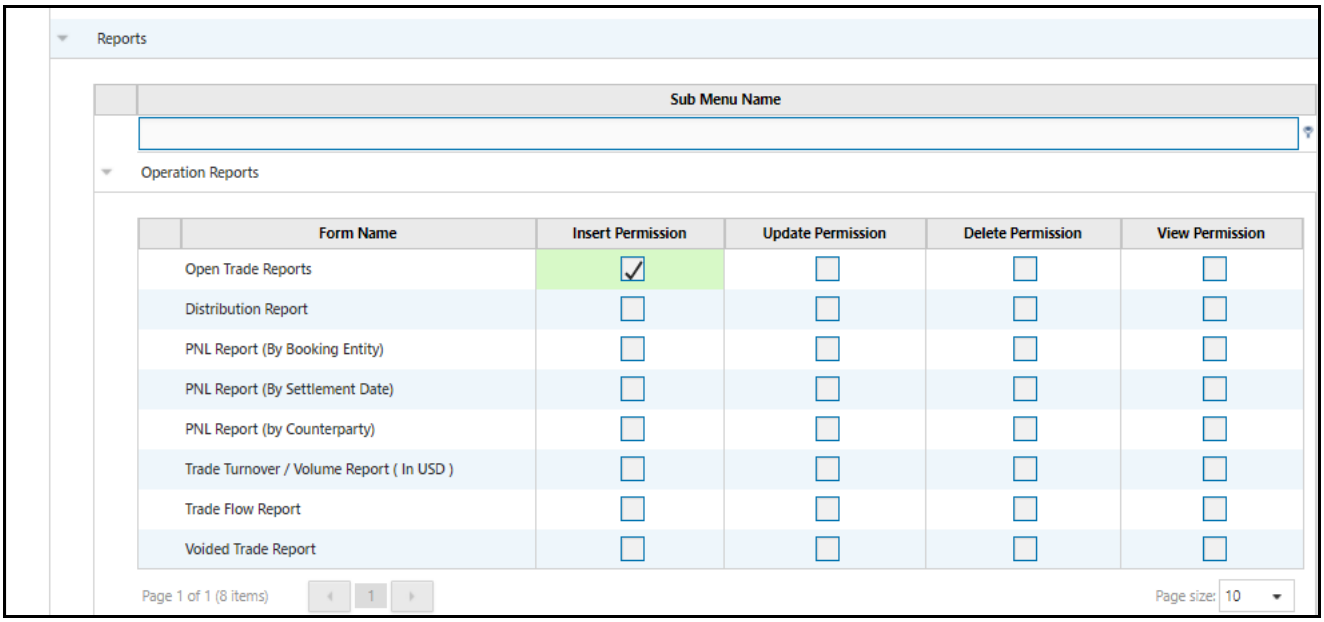

b) Reports -→ Accounting Reports

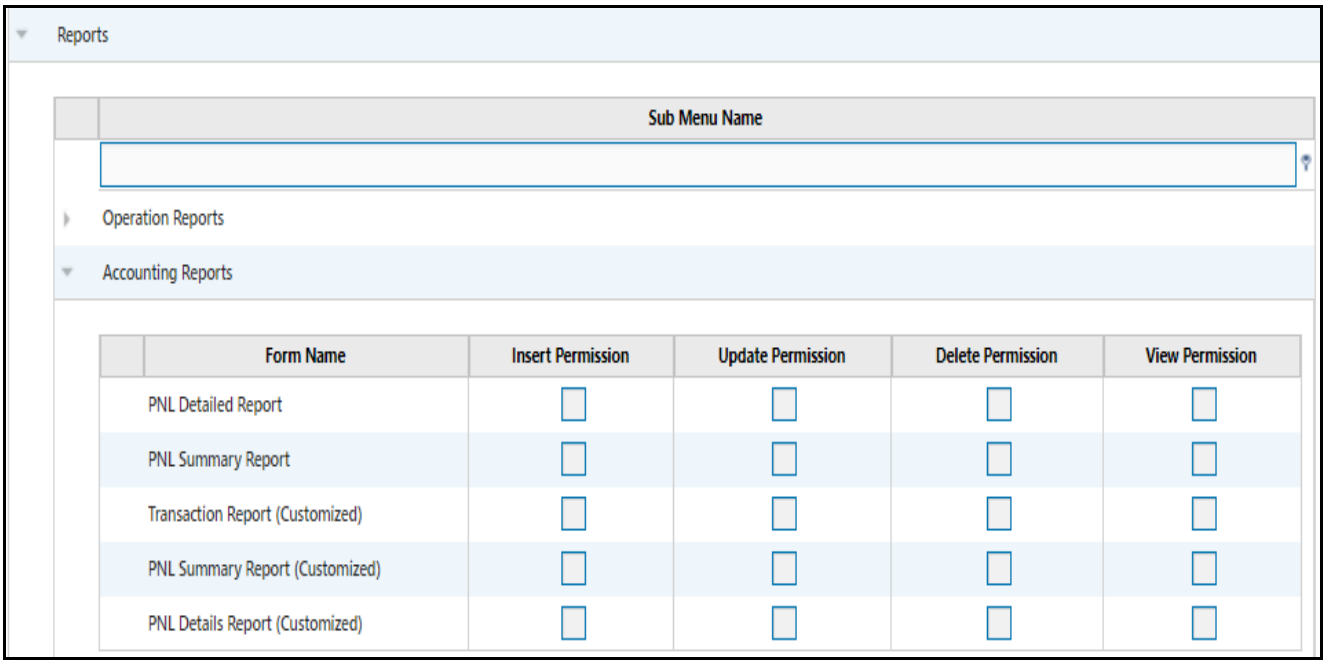

c) Reports -→ Management Reports

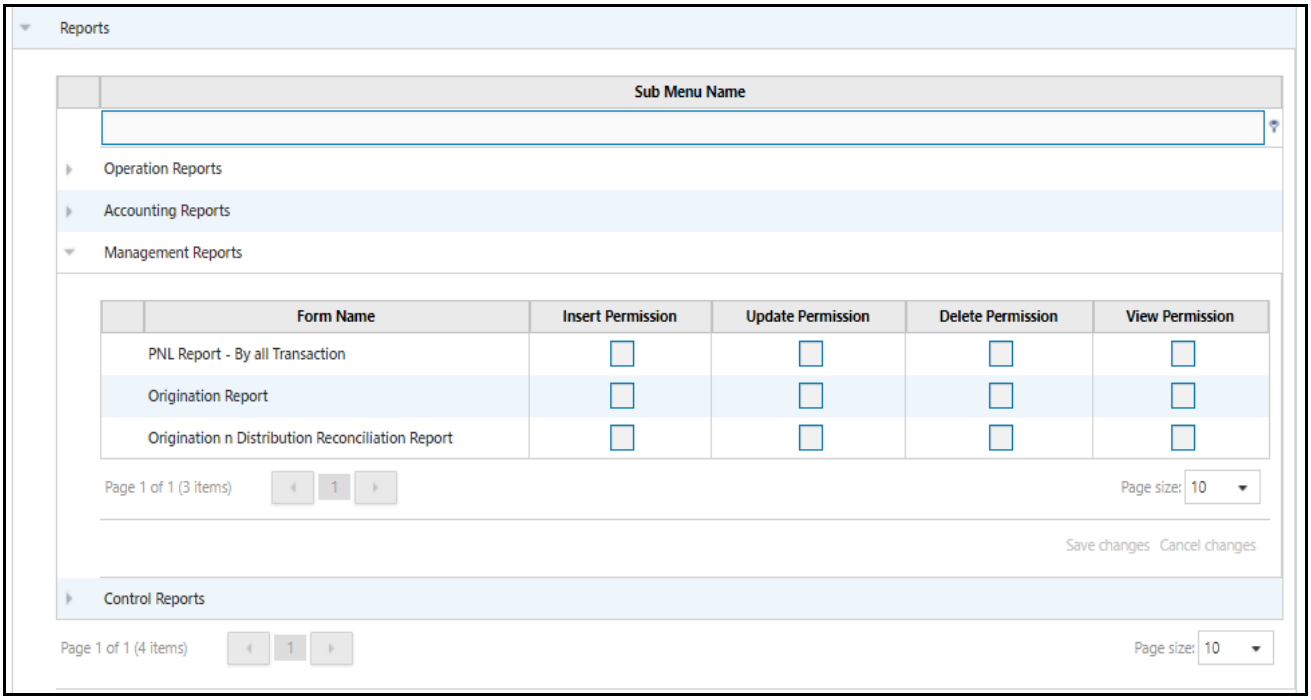

d) Reports -→ Control Reports

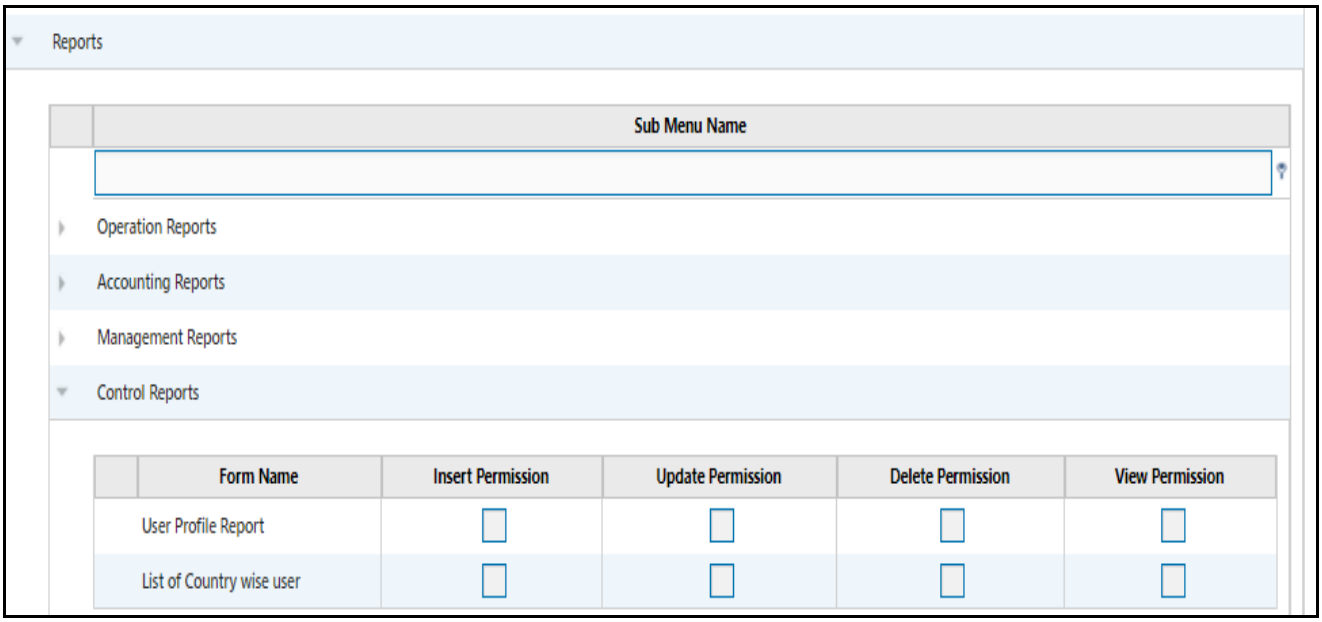

d. Documentation

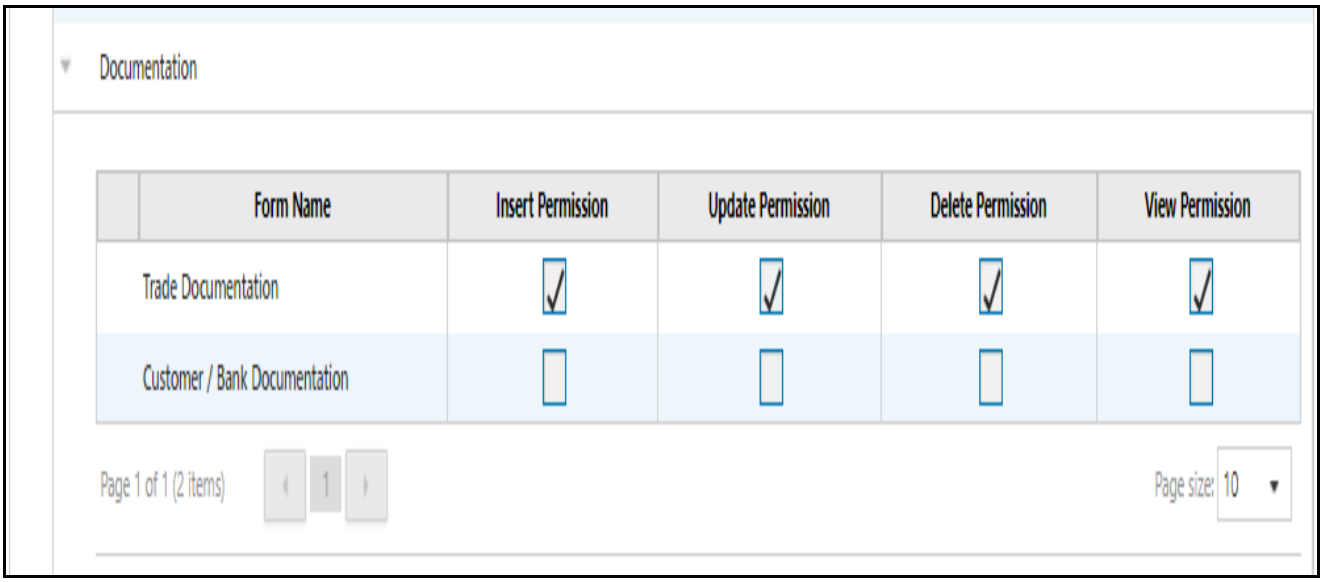

e. FxMM

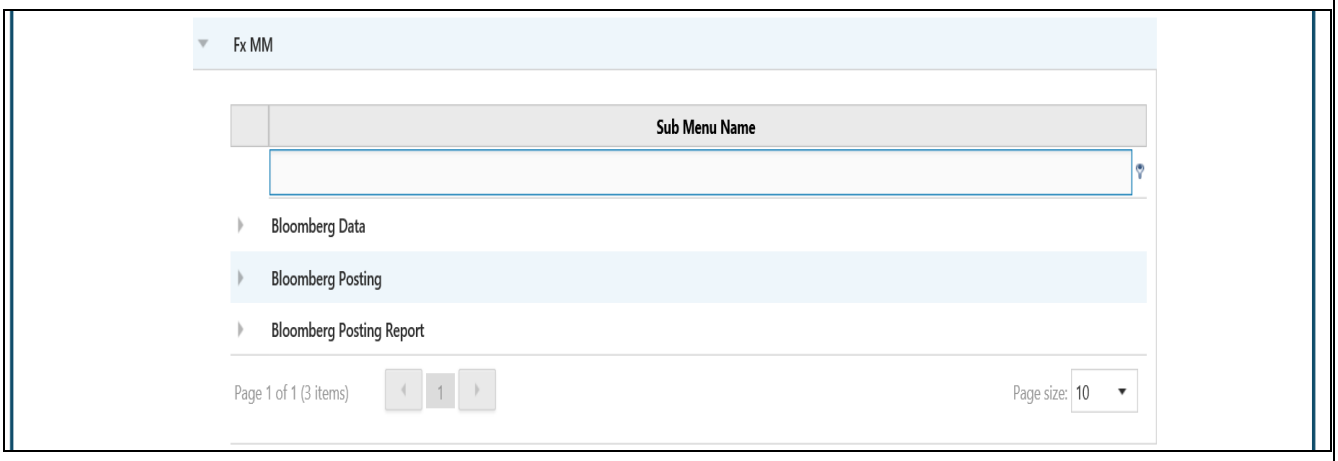

1. FxMM -→ Bloomberg Data

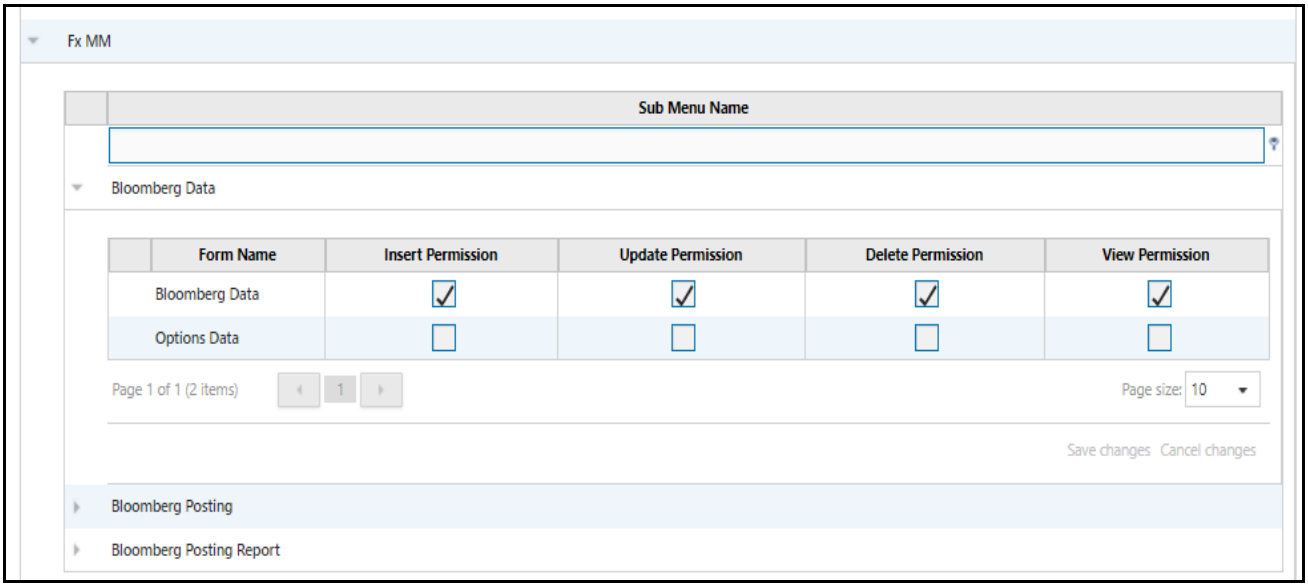

2. FxMM -→ Bloomberg Posting

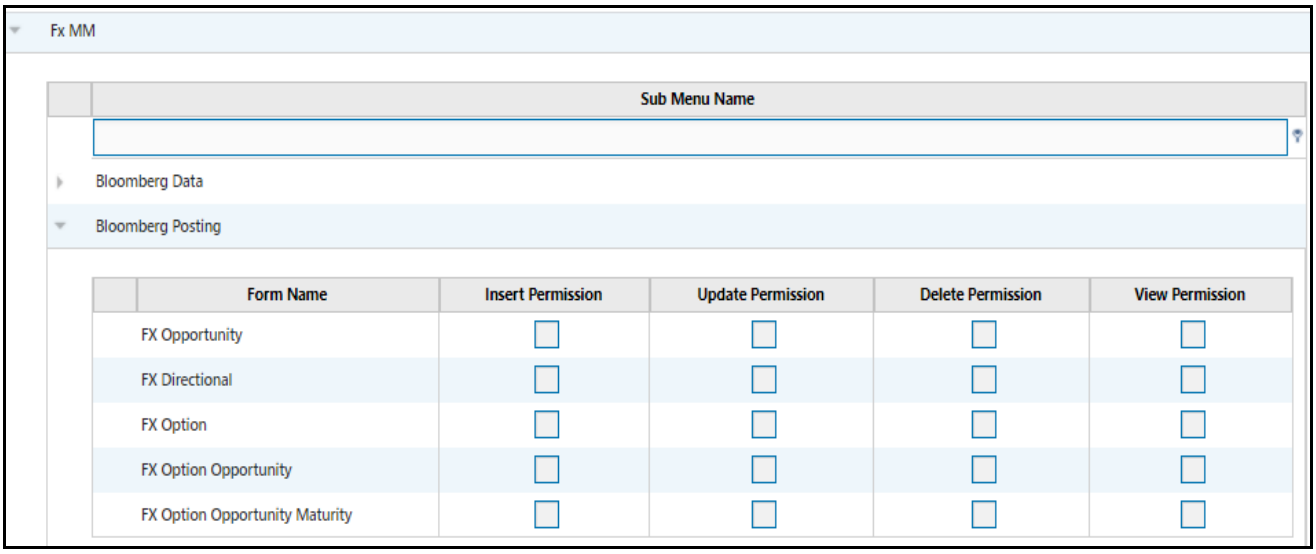

3. FxMM -→ Bloomberg Posting Report

Fx MM

Sub Menu Name
Bloomberg Data
Bloomberg Posting
Bloomberg Posting Report

Form Name	Insert Permission	Update Permission	Delete Permission	View Permission
Fx Opportunity Report	☐	☐	☐	☐
Fx Directional Report	☐	☐	☐	☐
Fx Option Report	☐	☐	☐	☐
Fx Option Opportunity Report	☐	☐	☐	☐
Fx Option Opportunity Maturity Report	☐	☐	☐	☐

f. Master

Masters

Form Name	Insert Permission	Update Permission	Delete Permission	View Permission
Country	☐	☐	☐	☐
Legal Entity	☐	☐	☐	☐
Counterparty	☐	☐	☐	☐
Currency	☐	☐	☐	☐
Instrument Type	☐	☐	☐	☐
Bloomberg Strategy	☐	☐	☐	☐
Transaction Type	☐	☐	☐	☐
Transaction SubType	☐	☐	☐	☐
SUN Account	☐	☐	☐	☐
TDS Rate	☐	☐	☐	☐
Fx Rate Maintenance	☐	☐	☐	☐
Port	☐	☐	☐	☐
Goods	☐	☐	☐	☐
Desk	☐	☐	☐	☐
PGU	☐	☐	☐	☐
PC PGU Mapping	☐	☐	☐	☐
Regional BU	☐	☐	☐	☐
Strategy	☐	☐	☐	☐

g. Audit

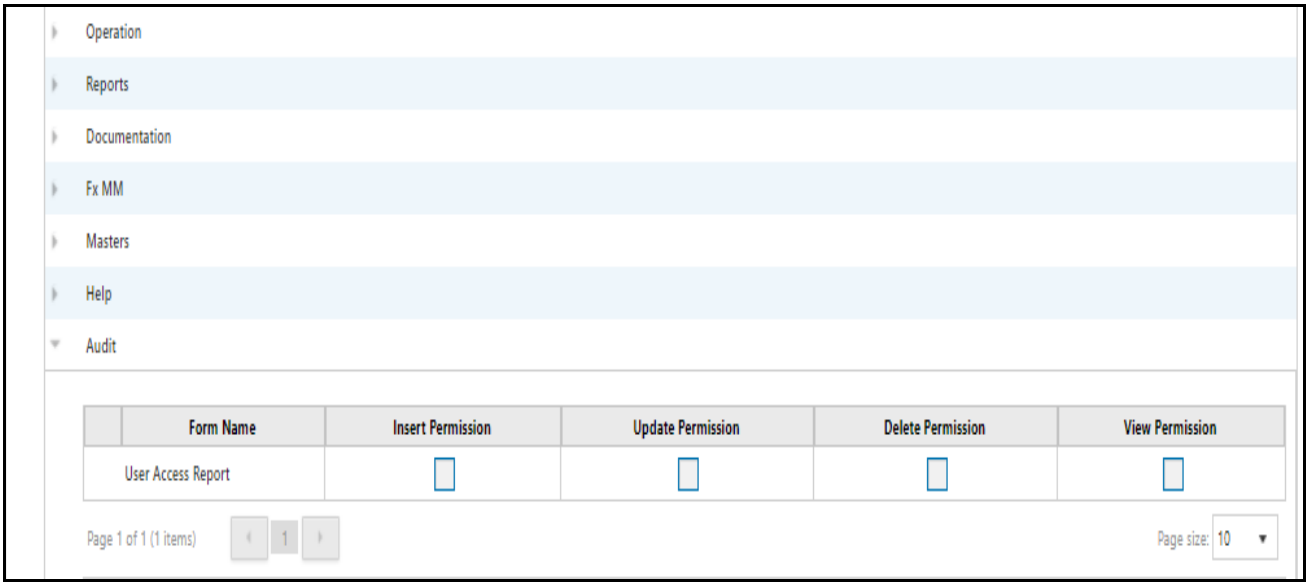

h. User Security

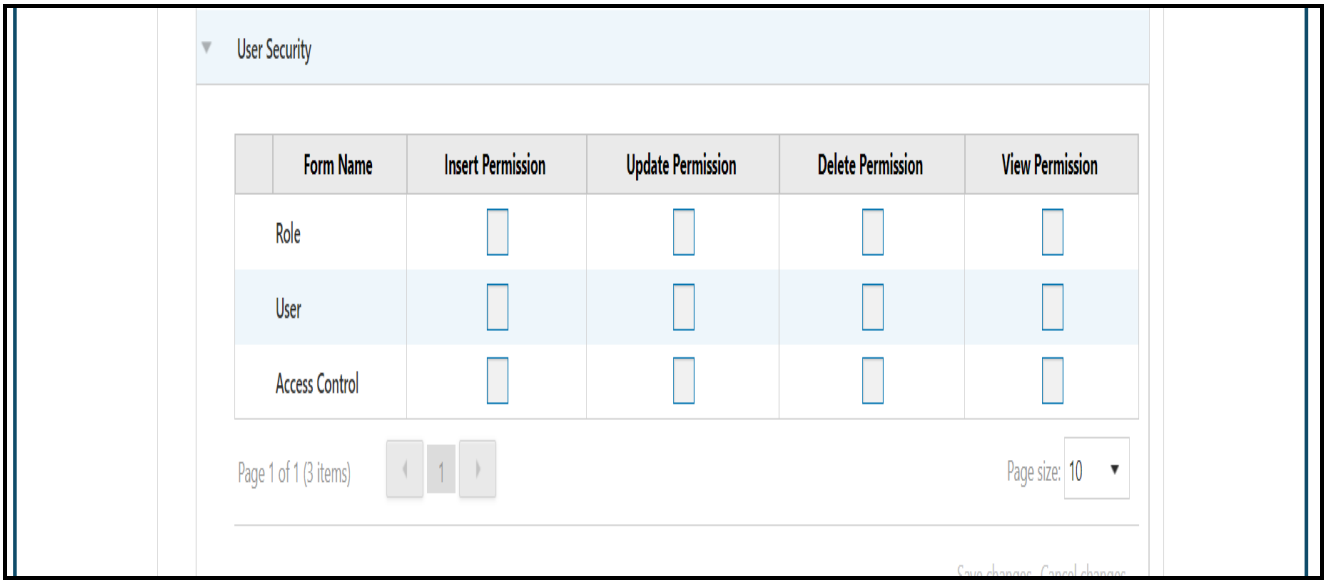

i. Help

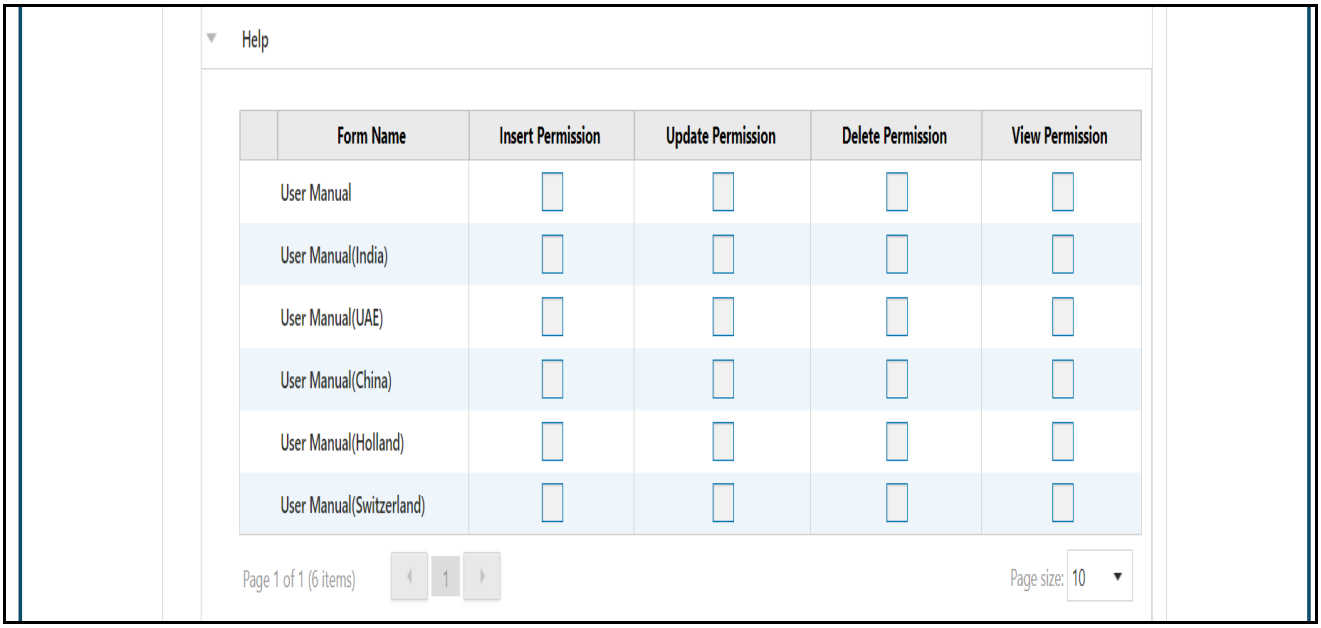

7 Operation

7.1 Trade Flow

Purpose: Trade flow contains the core information of a trade like origination, goods, quantity, BL dates etc. Without a trade flow, a trade cannot be created.

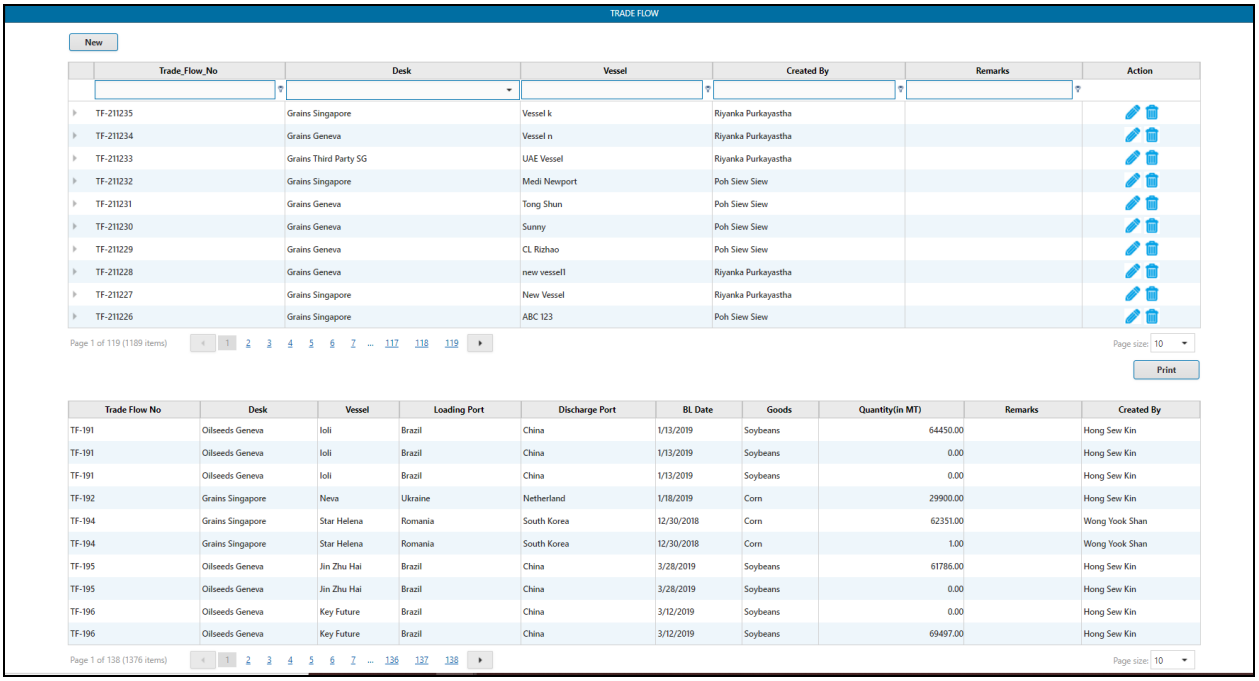

Validation: Once the invoice for a particular entity is created then the existing goods of the trade flow cannot be updated.

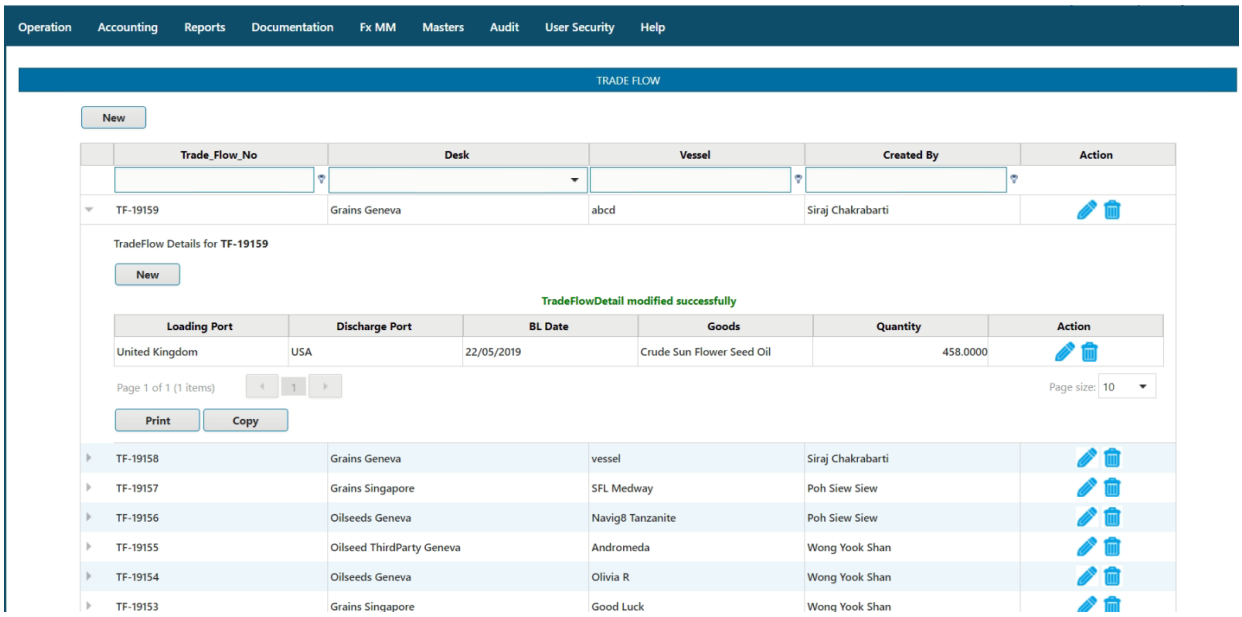

It has following components:

Trade_Flow_No: It is generated against every Desk. This is a unique and auto generated field. User can not modify this Trade_Flow_No.

Desk: In this field select the desk name from the dropdown and data comes from the desk master. This is a mandatory field.

Vessel: It is the place where goods are loaded. This is a mandatory field and allows up to 25 characters and space.

After Clicking on left hand side arrow button for Trade_Flow_No. user can open the form. Against every desk and Trade_flow_No. user can insert multiple Loading Port, Discharge Port and BL Date.

Loading Port: It is the region from where the goods get loaded and Data is coming from the Port Master. It is a mandatory field.

Discharge Port: It is the destination where the goods will be kept, and Data is coming from the Port Master. It is a mandatory field.

BL Date: It is the date on which the bill is generated. This is a mandatory field.

Goods: Goods are the commodities used in the trades and this field is coming from the Goods master. It is a Mandatory field.

Quantity: It represents the quantity of goods and is measured in MT (Metric tons). It is a mandatory field and allows upto 7 digits and decimal values.

Created By: It represents the name of the user who has created the trade flow.

Note:

Do not delete Trade Flow Record(s) if it is used anywhere in the application.

On clicking the **Print button**, user can print all the records for all Trade Flow Numbers.

Trade Flow Report

Trade From: 01-Jan-2000 **Trade To:** 20-Aug-2020 **Counter Party:** ALL **Desk:** ALL

TF No	Desk	Vessel	Loading Port	Discharge Port	BL Date	Goods	Quantity(in MT)	Created By	Counter Party
TF-191	Oilseeds Geneva	Ioli	Brazil	China	13/01/2019	Soybeans	0.0000	Hong Sew Kin	CRSA, AAPL
TF-191	Oilseeds Geneva	Ioli	Brazil	China	13/01/2019	Soybeans	64449.6750	Hong Sew Kin	CRSA, AAPL
TF-19100	Oilseeds Geneva	Sakizaya Orchid	Brazil	China	12/03/2019	Soybeans	70238.0020	Wong Yook Shan	CRSA
TF-19101	Oilseeds Geneva	Flag Lama	Brazil	China	26/02/2019	Soybeans	68941.2240	Hong Sew Kin	CRSA, CATTH
TF-19102	Oilseeds Singapore	Rhaeo Rapid V RHR 1903	Indonesia	China	24/03/2019	Palm Olein	12000.8250	Hong Sew Kin	CATTH, CISPL
TF-19103	Oilseeds Singapore	Global Neptune V34	Indonesia	China	01/04/2019	Palm Olein	15000.7280	Hong Sew Kin	CATTH, CISPL
TF-19104	Oilseed Third Party SG	Coronis	Argentina	Italy	09/04/2019	Soybean Meal	8105.6400	Hong Sew Kin	AAPL, GDC
TF-19104	Oilseed Third Party SG	Coronis	Argentina	Italy	07/04/2019	Soybeans	37263.0900	Hong Sew Kin	AAPL, GDC
TF-19105	Oilseed Third Party SG	Iolcos Genesis	Brazil	Slovenia	20/04/2019	Soybean Meal	67050.0000	Hong Sew Kin	AAPL, GDC
TF-19106	Oilseed ThirdParty Geneva	Bulk Sweden	Brazil	China	04/03/2019	Soybeans	63389.2420	Wong Yook Shan	Amaggi SA, CATTH
TF-19107	Oilseed ThirdParty Geneva	Aquaman	Brazil	China	24/03/2019	Soybeans	65776.5030	Wong Yook Shan	Amaggi SA, CATTH
TF-19108	Oilseed ThirdParty Geneva	Sakizaya Ace	Brazil	Japan	19/03/2019	Soybeans	57843.1550	Poh Siew Siew	Amaggi SA, CATTH
TF-19109	Oilseeds Geneva	Zheng Kai	Brazil	China	14/03/2019	Soybeans	70000.1100	Wong Yook Shan	CRSA
TF-1911	Oilseeds Geneva	Golden Endeavour	Brazil	China	21/01/2019	Soybeans	0.5300	Wong Yook Shan	CRSA, AAPL
TF-1911	Oilseeds Geneva	Golden Endeavour	Brazil	China	21/01/2019	Soybeans	24048.0000	Wong Yook Shan	CRSA, AAPL
TF-1911	Oilseeds Geneva	Golden Endeavour	Brazil	China	21/01/2019	Soybeans	30000.0000	Wong Yook Shan	CRSA, AAPL
TF-19110	Oilseed Third Party SG	Medi Kyoto	USA	Indonesia	22/03/2019	Soybeans	74799.5330	Hong Sew Kin	Enerfo, CATTH
TF-19111	Oilseed Third Party SG	Concordia	Brazil	Indonesia	30/03/2019	Soybean Meal	18900.0000	Wong Yook Shan	Enerfo, CATTH
TF-19112	Oilseeds Geneva	Baltic Wasp	Argentina	Philippines	17/03/2019	Soybean Meal	29288.7400	Poh Siew Siew	CRSA, CATTH
TF-19113	Grains Geneva	Pedhoulas Builder	Ukraine	China	29/03/2019	Corn	70050.6130	Poh Siew Siew	CRSA, CAT

On clicking the **Print button**, user can view the data against a Trade Flow Number.

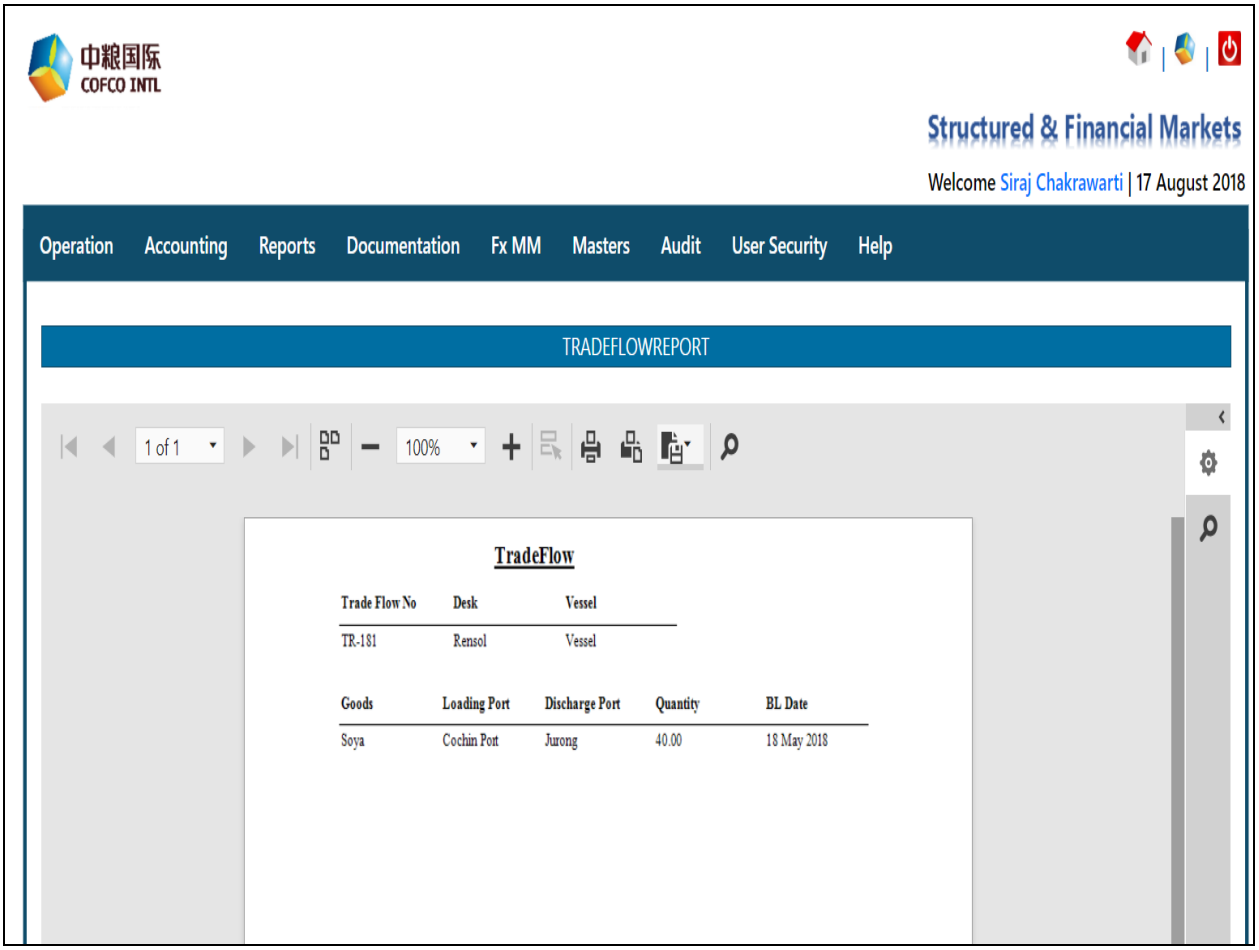

7.2 Transaction

Create Trade

Purpose: Trade contains the information - trade date, counter party, Trade Flow No etc. Without the trade flow creation, the trade cannot be created.

CFS Ref. No.: Against every trade a unique CFS Ref. No. is generated. It is an auto generated no.

Search: Select the CFS Ref No. which is already in the system from the dropdown and click the search button. Result shows the origination section based on selected CFS NO.

It has five sections:

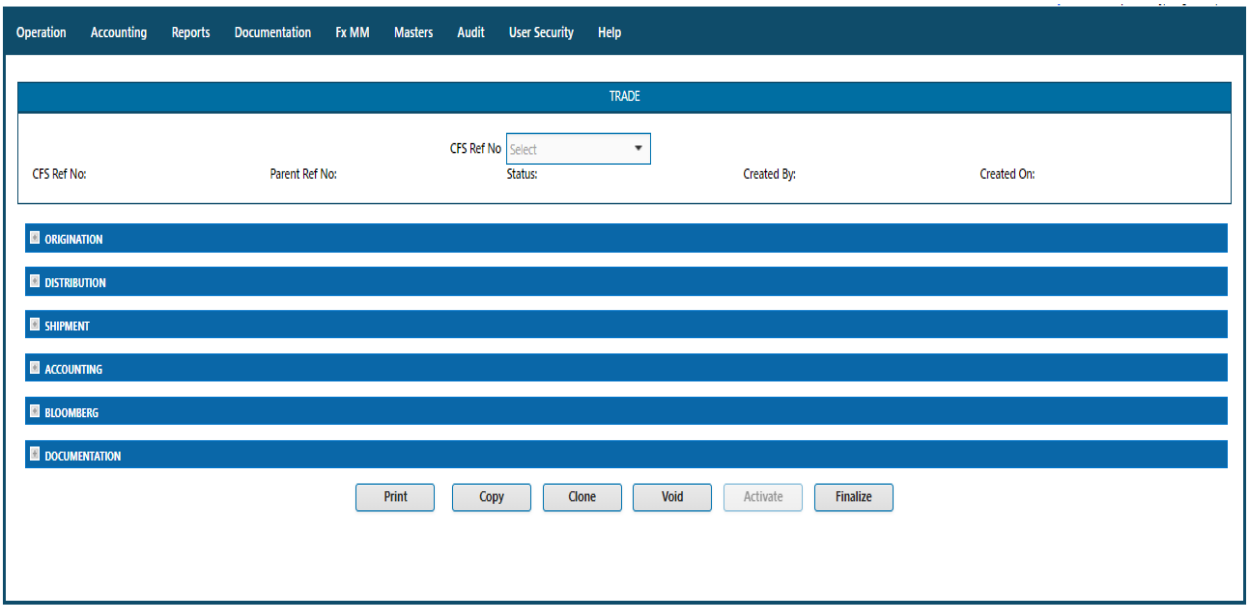

Features:

Clone: It enables entire trade data inside origination form, to be replicated.

Print: It enables printing mode.

Copy: It allows to copy the trade.

Void:

Activate:

Finalize:

At the time of Void, it demands a valid reason of voiding.

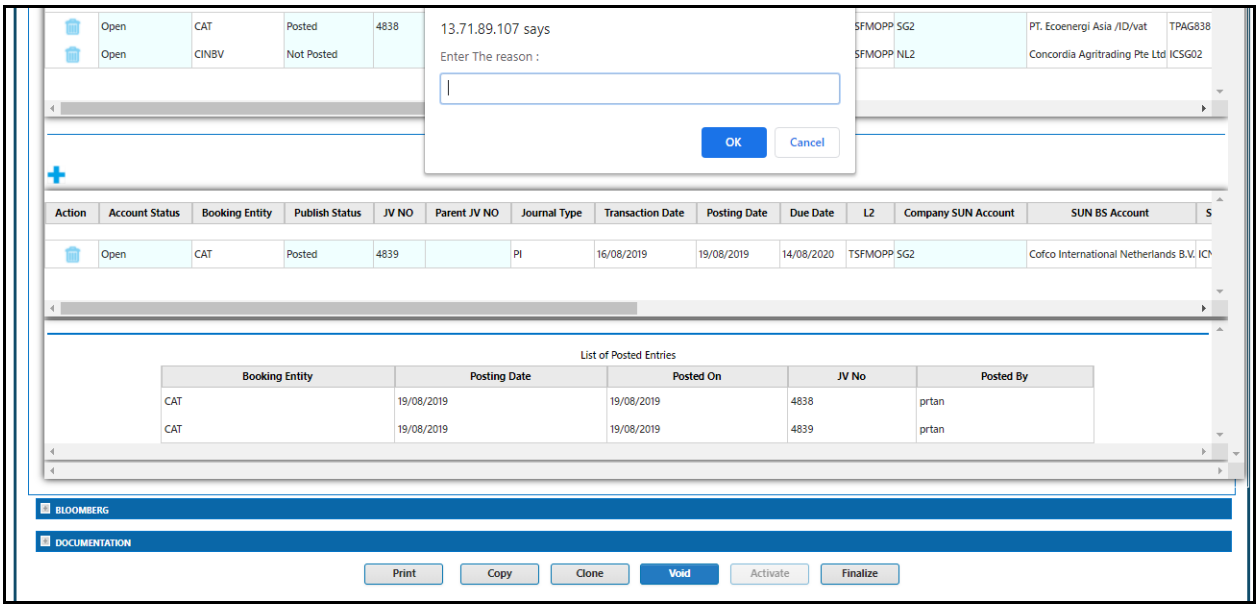

Old trade entry:

Purpose: The function of the “old trade entry” is that the user can enter the entire trade accounting records (of an old trade, that might not be present in the DB) manually, without having to create a separate contract string.

If the CFS string is created once, it cannot be updated. Not even in the contract string section. Contract string will throw an error: "It is an open trade".

View Trade:

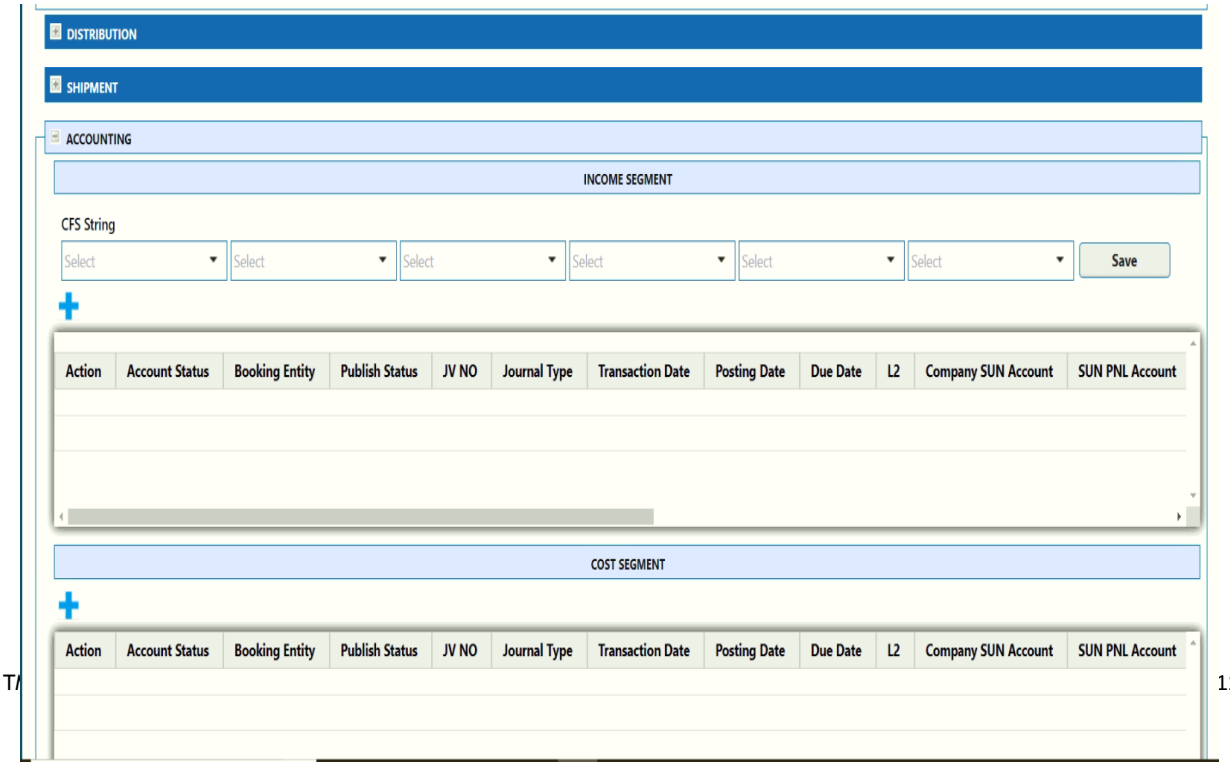

Purpose: In this module User can only view the existing Trade, They have no access of creating, Editing or Deleting any trade. They can also take print of this Report.

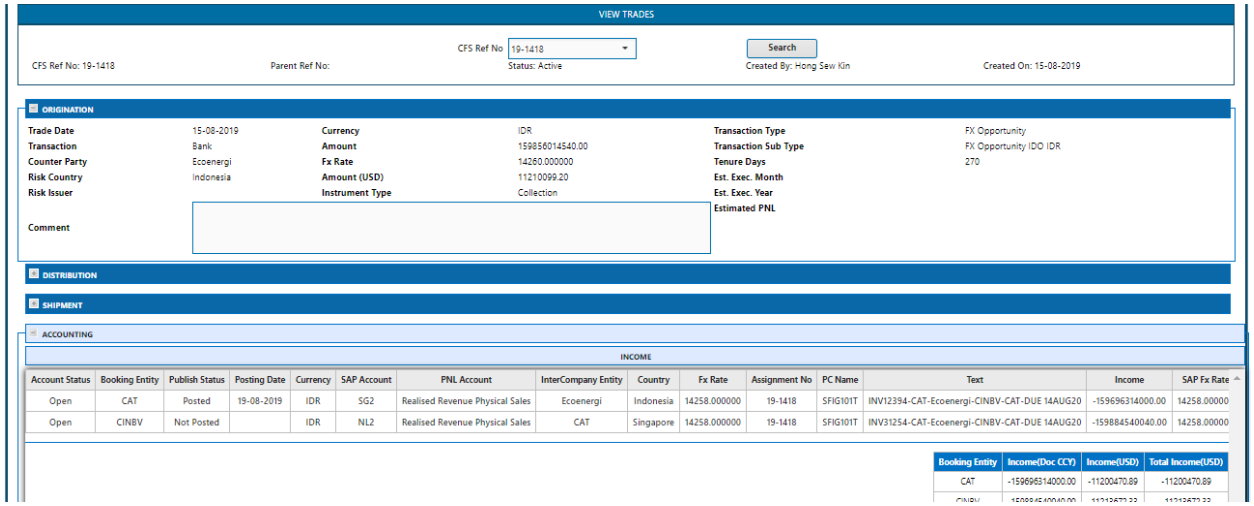

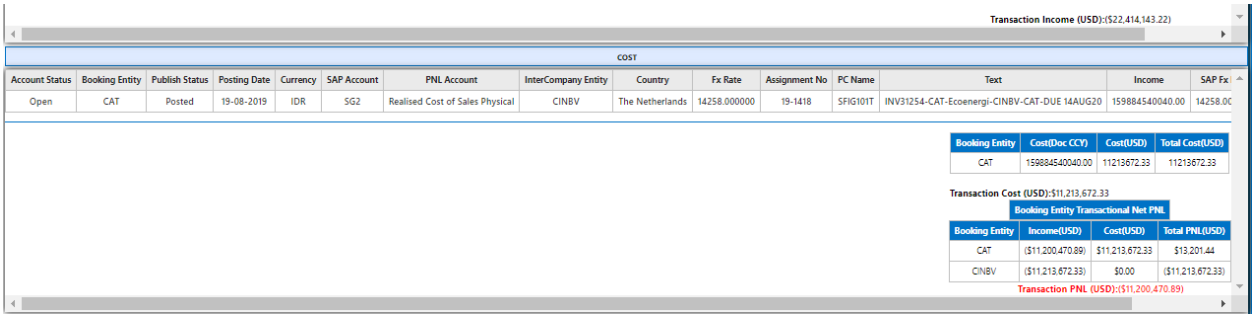

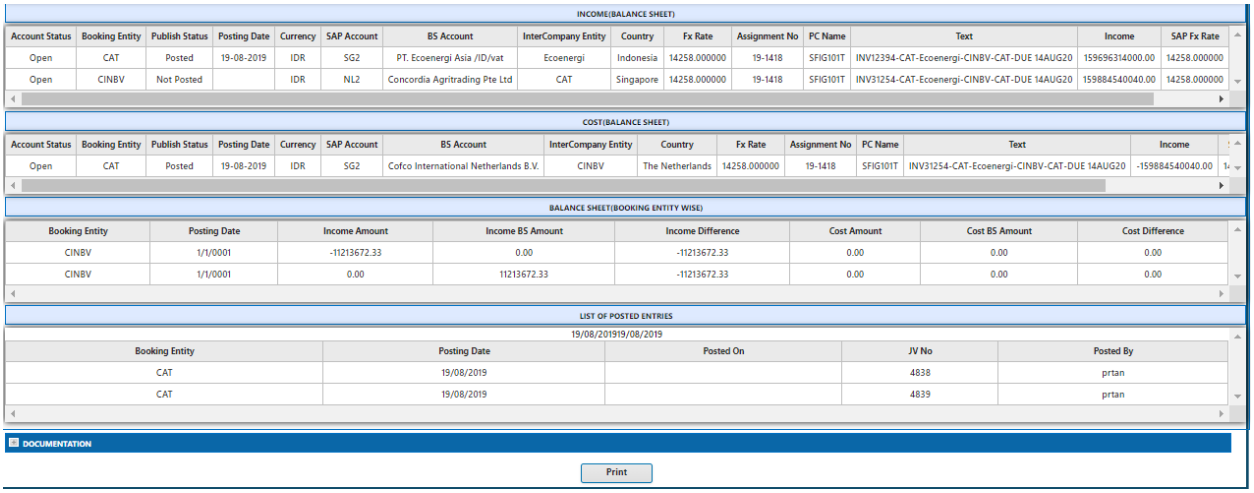

6.2.1.1 Origination: After Click on left hand side box of origination section user can open the origination form for creating the trade. After saving origination details an CFS Ref No. will be generated.

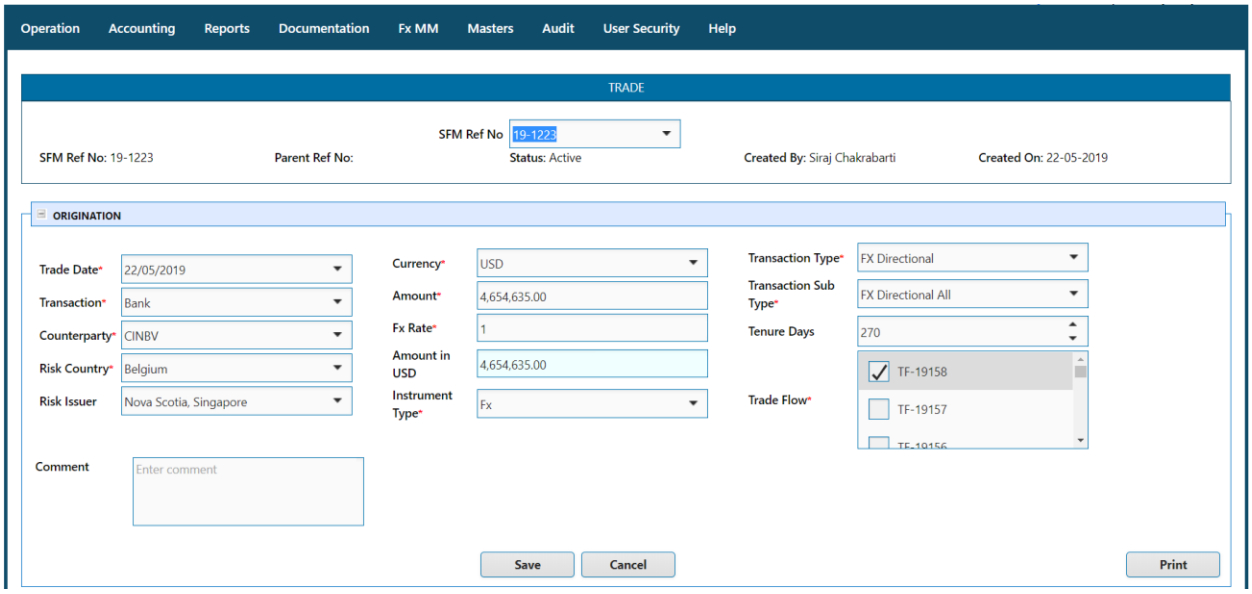

It has following fields:

Trade Date: It is the date at which a company fixes a deal with Counterparty and this is a mandatory field.

Transaction: It specifies the mode of transaction, this is a dropdown field containing 3 options i.e. Bank, Agent/Broker and Corporate. This is a mandatory field.

Counterparty: This field is depending on the transaction field, if user does not select any transaction field then they cannot be able to select the counterparty field. It is a drop-down type and shows the option based on transaction mode and it is a mandatory field.

Risk country: It is the country to which the Counterparty belongs. This is the drop-down field and the data comes from the country master. It is a mandatory field.

Risk Issuer: Dropdown specifies the bank which issues LC on behalf of Counterparty.

Trade Flow: This is a drop-down field which is coming from Trade Flow transction. This is a mandatory field. User can not modify it after saving the data.

Currency: It specifies the currency in which trade/deal is fixed. This is the drop-down field and the data comes from the currency master. It is a mandatory field.

Amount: Textbox specifies the amount corresponding to above Currency. It is a mandatory field.

Fx Rate: Textbox specifies the exchange rate w.r.t USD. It is a mandatory field. It is automatically filled on the behalf of selected currency.

Amount in USD: It is calculated automatically based on Amount and Fx Rate.

Instrument Type: It is a dropdown field and data comes from the Instrument master. This is a mandatory field.

Transaction Type: Dropdown field and data comes from the Transaction master, it specifies the type of transaction and it is a mandatory field.

Transaction Sub Type: This field is depending on the transaction type field, if user cannot select the transaction type field then they cannot able to select the transaction subtype. It is a drop-down type and shows the option based on transaction type. It is a mandatory field.

Tenure (Days): Textbox specifies the number of days in which trade will be closed. By default, it is 9 months or 270 days.

Comments: Textbox is for adding remarks.

6.2.1.2 Distribution: After Click on left hand side box of distribution section user can open this section. This section is depending on the origination section. The user can insert record in distribution section after creating origination section.

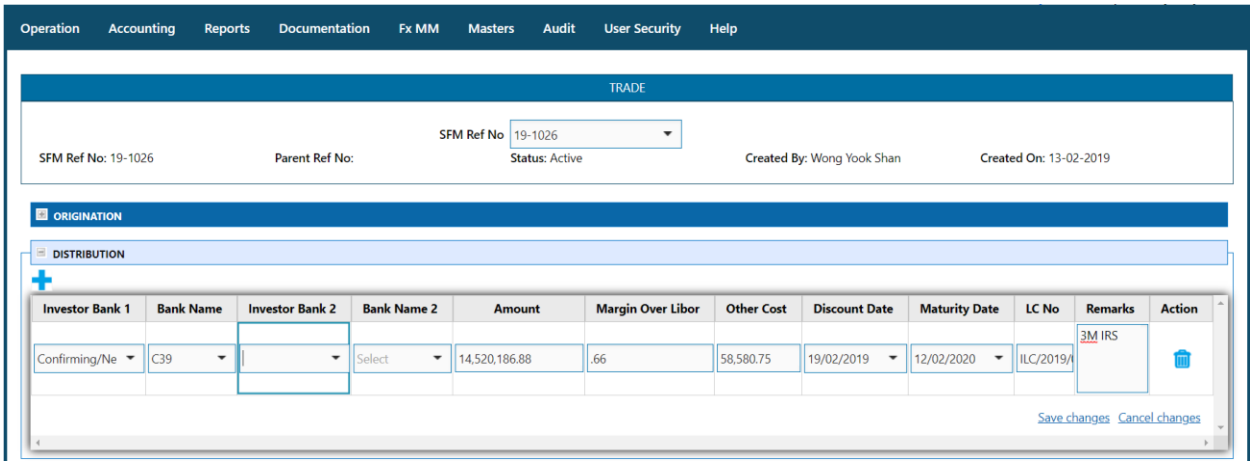

It has following fields:

Investor Bank 1: It is a drop down that specifies the type of investor bank. It is a mandatory field.

Bank Name: Dropdown specifies the actual bank playing the corresponding role of Investor bank. It is populated with the list of banks. This is a mandatory field.

Investor Bank 2: It is a drop down that specifies the type of second investor bank.

Bank Name 2: Dropdown specifies the actual bank playing the corresponding role of second Investor bank. Populated with the list of banks.

Amount: Textbox allows user to enter the amount to be discounted or collected from various bank.

Margin over Libor: Textbox allows user to enter the corresponding amount for margin.

Other Cost: Textbox allows user to specify miscellaneous cost.

Discount Date: Textbox specifies the date on which LC will be considered for discounting.

Maturity Date: Textbox specifies the date on which LC will be mature.
LC No.: Textbox specifies the LC number.
Remarks: Textbox is for adding remarks.

6.2.1.3 Shipment: After Click on left hand side box of Shipment section user can open this section. This section contains the information about the vessel, goods and their quantity which is ready for shipping. Users do not need to insert record in this section, it is automatically populated based on selected Trade flow No in Origination. But users can modify and delete the shipment data.

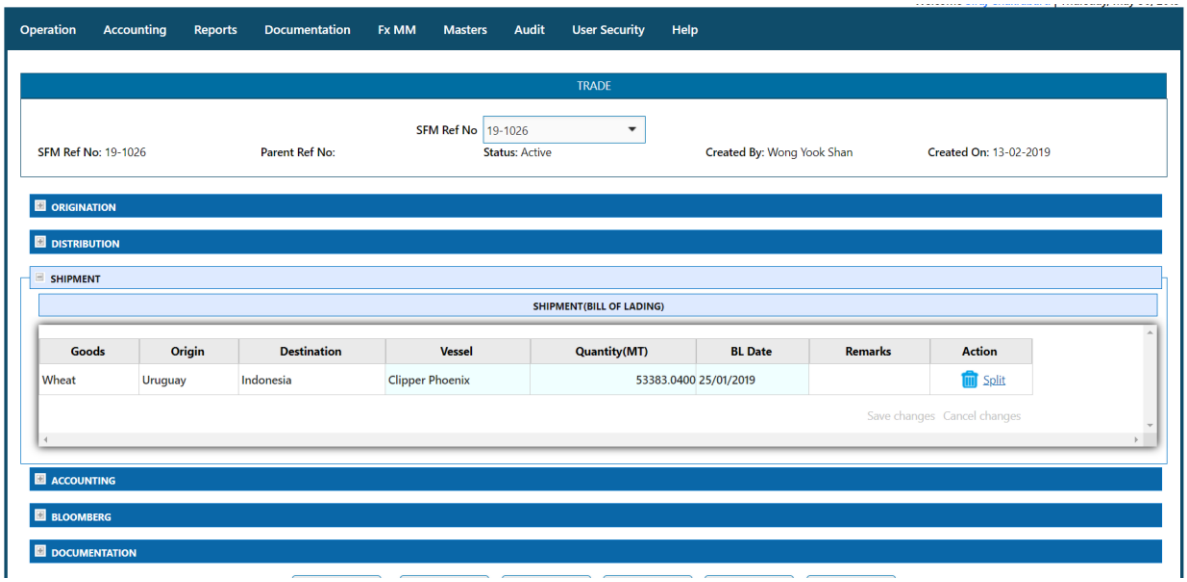

It has following fields:

Goods: Textbox allows user to modify Goods name used in the trades.

Origin: Dropdown specifies the origin country.

Destination: Dropdown specifies the destination country.

Vessel: Textbox will be used to capture the Vessel name.

Quantity (MT): It represents the quantity of goods.

BL Date: It is the date on which the bill is generated.

Remarks: Textbox is for adding remarks.

6.2.1.4 Split Shipment: The shipment detail for each goods can be split (divided) into multiple goods based on the quantity. E.g. if the quantity of corn is 10 MT – we can split the record for Corn into two records with quantities of 5 MT each or into three records for Corn with quantities of 3 MT, 3 MT, 4 MT. Hence, we can split the record into multiple numbers based on its total quantity. It is to be noted that the sub-total quantity of all the records that have been split cannot exceed the total quantity.

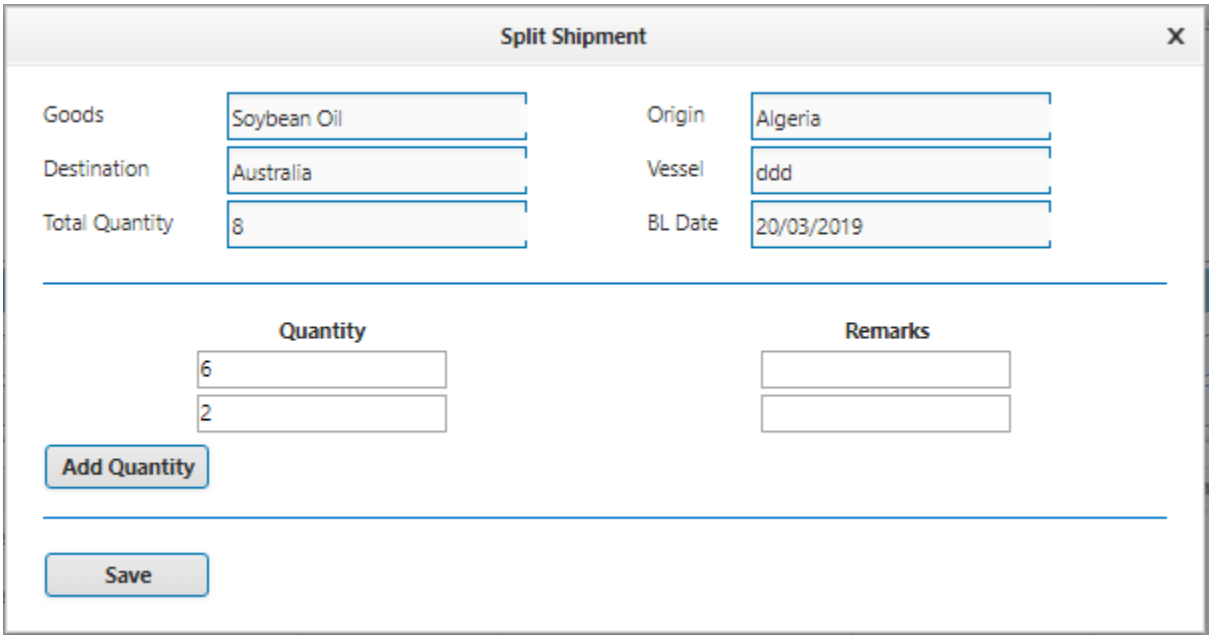

Note:

We can only use split feature before contract string is generated.

We can only edit the shipment details from Split Shipment Pop-Up.

6.2.1.5 Accounting: After Click on left hand side box of Accounting section user can open this section. The Accounting Section is for specifying Income & Cost sections related to a trade. This section contains the two sub-section Profit-&-Loss and Balance sheet section.

Note:
Entries of Accounting section depends on the **Contract String** form fields**.** if user can not fill the Contract String then they will not be able to fill the Accounting section.
(Refer to 6.7 Trade Accounting for detail)

6.2.1.6 Documentation: The Documentation Section is for uploading documents associated with a transaction/trade. There is an option to delete document(s) if uploaded mistakenly. Documents related to a specific transaction can also be searched.

DOCUMENTATION

SFM Ref No	Document Name	Added By	Added On	Remarks
16-1002	Agreement	Jennifer Lee	23/09/2016	Agreement

7.3 Contract String

Purpose: It is used to create the contract string for the selected CFS Ref No. and types of Goods for selected CFS Ref No. This string defines which entity will sale to or purchase from which entity.

There is a minimum of three and a maximum of six entities that will be involved in this contract string.

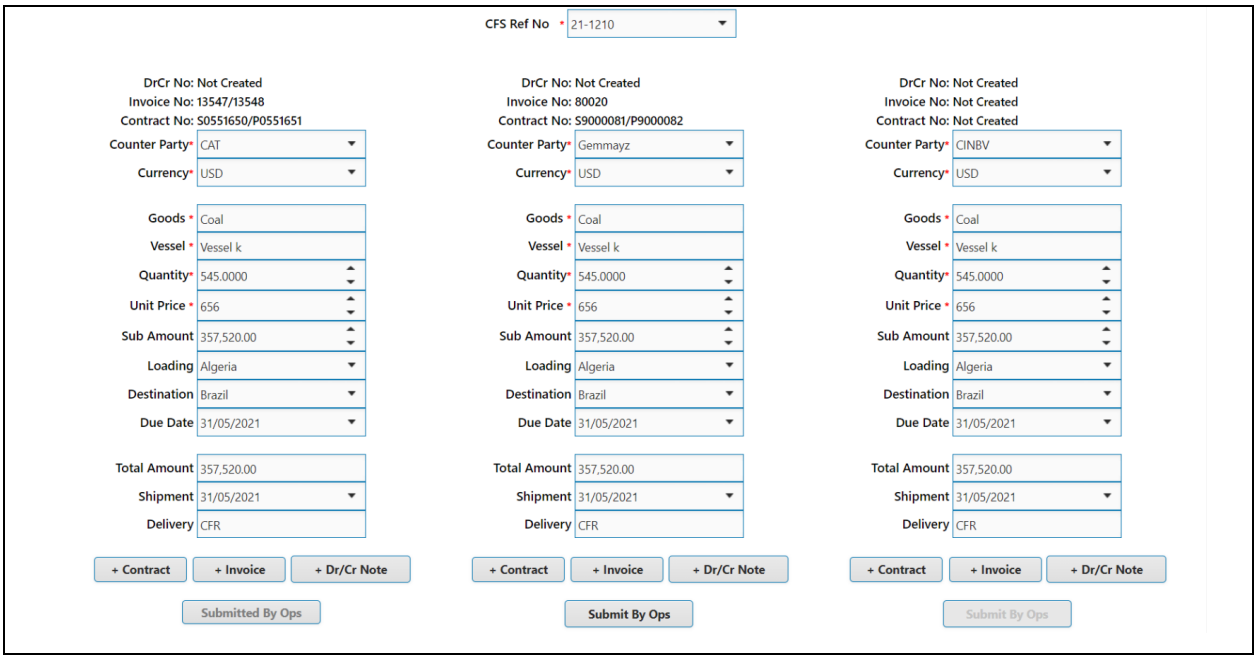

Note –

***Swapping of entities* is an additional feature whereby we can *switch positions of entities in the contract string*. We can do this only before finalizing the invoice.**

To execute swapping we must *select* one of the entity names from the counter party dropdown in one entity block/column and select the entity name we removed from the previous column in the other entity

block/column where we want to replace/swap our entity (position). Afterwards we must click on *Update* button to save the change.

Swapping cannot occur after invoice has been finalized.

After swapping entities the quantities for each of the goods in the invoice will be initialized back to zero. The same will happen if we change an entity and bring back that entity in future.

It has following fields:

CFS Ref No: It is a dropdown that selects any one CFS Ref no for creating contract string. This is a mandatory field.

Counter Party: Entity Name

Currency: Dropdown field specifies the currency name which comes from the currency master.

Goods: This field is automatically filled based on the Goods from shipment section.

Vessel: Vessel Name

Quantity: This field is automatically filled based on the Goods from shipment section.

Unit Price: Price for per unit quantity is entered by the user. It is a mandatory field.

Sub-amount: It is the product of quantity and unit price.

Loading: It is the region from where the goods get loaded and this field is automatically based on the type of Goods selected in Goods field.

Destination: destination where the goods will be kept, and this field is automatically filled based on the type of Goods selected in the Goods field.

Due Date:

Total Amount: It is calculated based on Unit Price multiplied by quantity.

Shipment: It is the date field which shows current date by default.

Delivery: By default, it shows CFR if user wants to change it, they can.

Note-

- **Every entity block contains three buttons Contract, Invoice and Debit/Credit which are used for creating Contracts, invoices and Debit/Credit respectively.**
- **Another button is "Finalize By Ops". If Invoice is not created, then this button will be disabled. Once invoice is created, this button will get enabled and if Singapore Op. Team clicks on this button, a system generated auto-notification mail will be send to respective entity along with invoice as attachment.**

Actions:

Submit/Update: After click on submit button contract string is created for the CFS REF No.

Add Entity: If user clicks the add button then one block is created with contract string fields. Maximum 6 blocks can be added here.

Contract: If user clicks the contract button, then two contracts are generated one for sale and one for purchase.

Invoice: If user clicks the invoice button for a particular entity then one invoice will be generated, and four entries will be created, two entries for **Profit-&-Loss (Income** and **Cost** segment**)** and two entries for **Balance Sheet** (in the **Receivable and Payable** section).

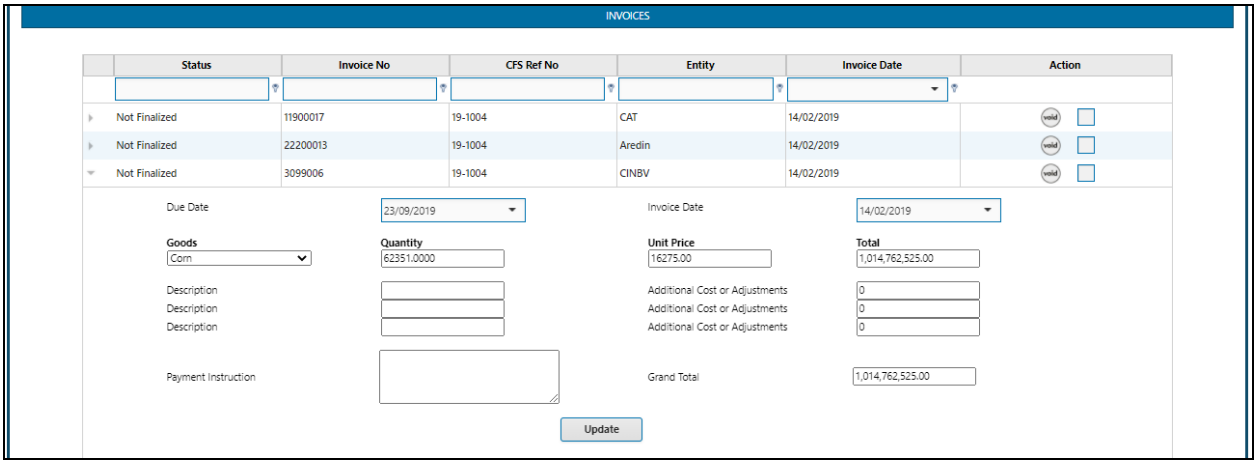

Note:

The user can amend an additional costs or adjustment to the total cost in the invoice, for three different purposes – based on requirement.

Partial Invoice: If user clicks on the goods dropdown and selects none for a goods, then the user can generate a partial invoice for the goods that were presently selected. In this case an invoice no. will be generated for the goods that were selected and when the user clicks on the invoice button once again then another invoice no. will be generated for the remaining goods. This can be done multiple times.

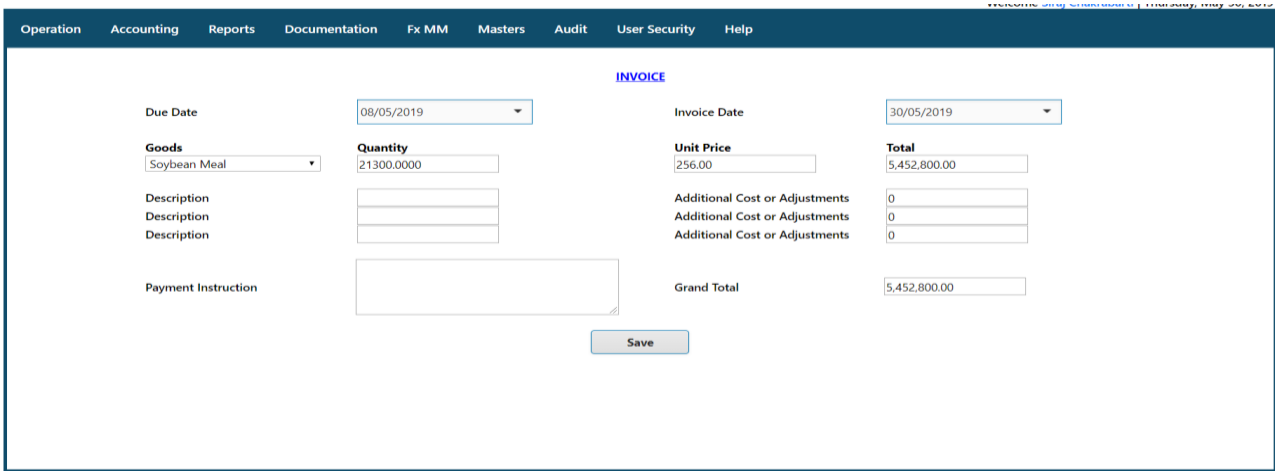

Note:

The first due date of the goods block under the legal entity/ counter party of the contract string is reflected in the invoice.

+Dr/Cr Note: Used to print out the debit/credit note for a particular entity against the invoice. If user clicks the +Dr/Cr Note button for a particular entity then one Debit/Credit note will be generated, and two entries will be created for **Income** and **Cost** segment of **Profit-&-Loss** section in the **Accounting** section and **Balance Sheet section is not present**.

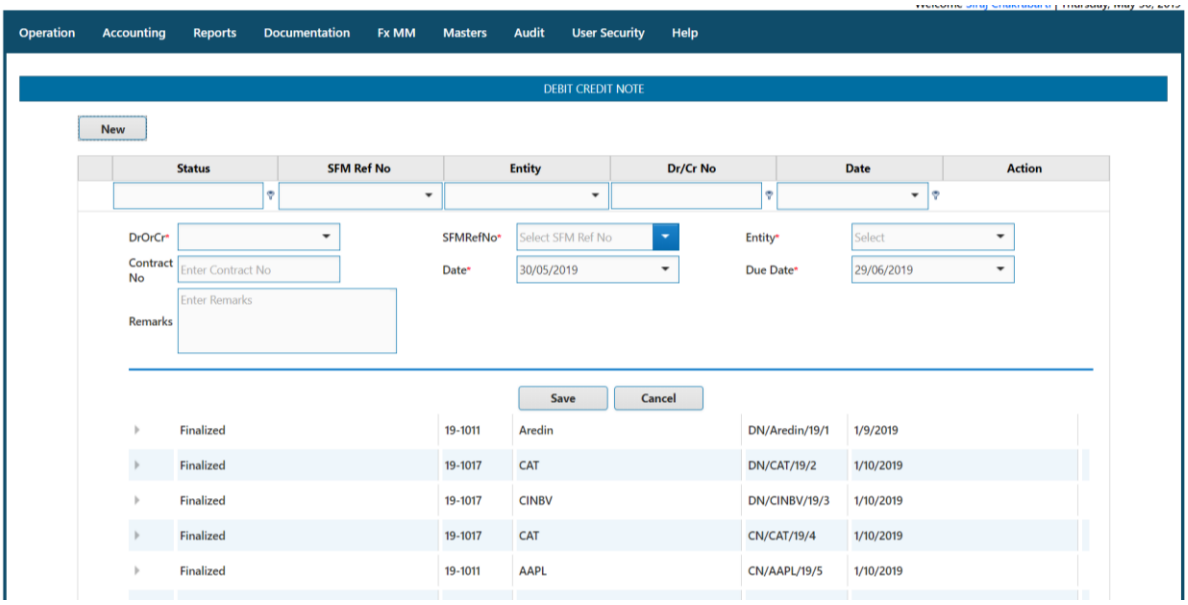

Submit By Ops Button: This button is to send emails with purchase/sale invoice attached to notify the stake holders of an entity that the invoice is ready to be finalized.

This button has the following phases.

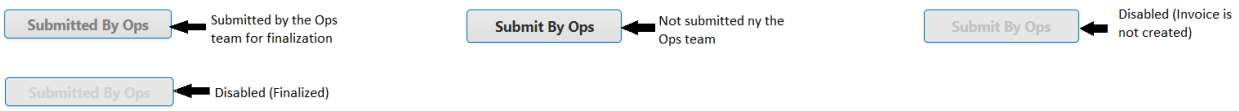

Sample of the mail

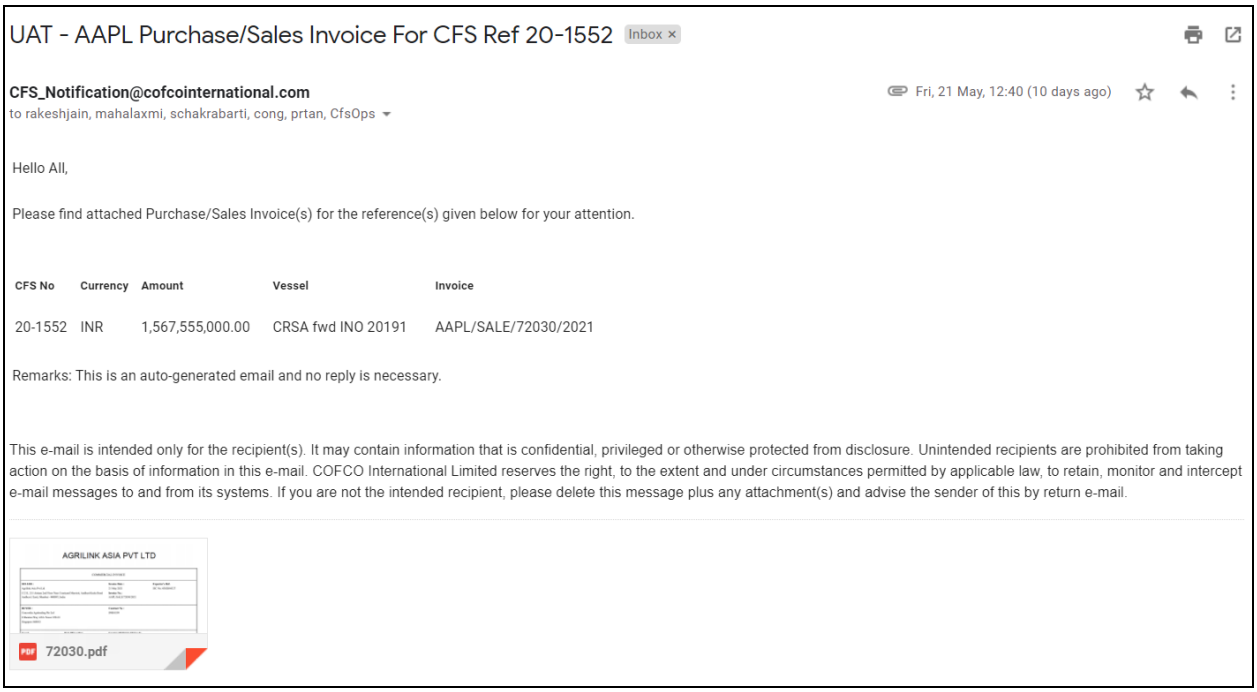

UAT - AAPL Purchase/Sales Invoice For CFS Ref 20-1552 Inbox ×

CFS_Notification@cofcointernational.com Fri, 21 May, 12:40 (10 days ago)
to rakeshjain, mahalaxmi, schakrabarti, cong, prtan, CfsOps

Hello All,

Please find attached Purchase/Sales Invoice(s) for the reference(s) given below for your attention.

CFS No	Currency	Amount	Vessel	Invoice
20-1552	INR	1,567,555,000.00	CRSA fwd INO 20191	AAPL/SALE/72030/2021

Remarks: This is an auto-generated email and no reply is necessary.

This e-mail is intended only for the recipient(s). It may contain information that is confidential, privileged or otherwise protected from disclosure. Unintended recipients are prohibited from taking action on the basis of information in this e-mail. COFCO International Limited reserves the right, to the extent and under circumstances permitted by applicable law, to retain, monitor and intercept e-mail messages to and from its systems. If you are not the intended recipient, please delete this message plus any attachment(s) and advise the sender of this by return e-mail.

AGRILINK ASIA PVT LTD

72030.pdf

Print Button: Used to print the contract string report which shows all the contract string information against selected CFS ref no.

CFS Ref No 21-1208

Gemmayz	======>	**AAPL**	======>	**CAT**	
	S9000073		S9001231		S0551642
	P9001232		P0551643		P9000074
Invoice No.	80018	**Invoice No.**	72039	**Invoice No.**	13544,13545
Dr/Cr No.		**Dr/Cr No.**		**Dr/Cr No.**	
Currency	USD	**Currency**	USD	**Currency**	USD
Goods	Corn	**Goods**	Corn	**Goods**	Corn
Vessel	Vessel n	**Vessel**	Vessel n	**Vessel**	Vessel n
Quantity	545.0000	**Quantity**	545.0000	**Quantity**	545.0000
Unit Price	4345.90	**Unit Price**	4344.00	**Unit Price**	4345.00
Sub Amount	2,368,515.50	**Sub Amount**	2,367,480.00	**Sub Amount**	2,368,025.00
Loading Port	Brazil	**Loading Port**	Brazil	**Loading Port**	Brazil
Discharge Port	Brazil	**Discharge Port**	Brazil	**Discharge Port**	Brazil
Due Date	31 May 2021	**Due Date**	31 May 2021	**Due Date**	31 May 2021
Total Amount	2,368,515.50	**Total Amount**	2,367,480.00	**Total Amount**	2,368,025.00
Shipment	31 May 2021	**Shipment**	31 May 2021	**Shipment**	31 May 2021
Delivery	CFR	**Delivery**	CFR	**Delivery**	CFR

7.4 Contract

Void Contract: This feature is responsible for voiding/deleting the records based on the sales or purchase contract no. that are generated in the contract string.

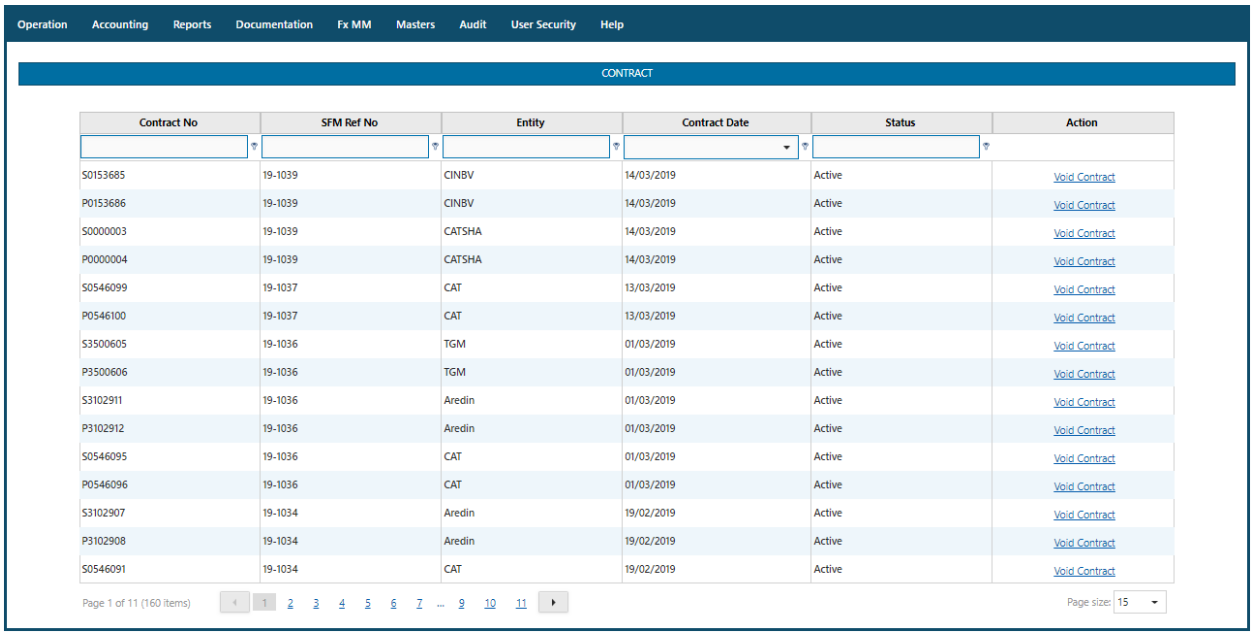

Contract No	SFM Ref No	Entity	Contract Date	Status	Action
S0153685	19-1039	CINBV	14/03/2019	Active	Void Contract
P0153686	19-1039	CINBV	14/03/2019	Active	Void Contract
S0000003	19-1039	CATSHA	14/03/2019	Active	Void Contract
P0000004	19-1039	CATSHA	14/03/2019	Active	Void Contract
S0546099	19-1037	CAT	13/03/2019	Active	Void Contract
P0546100	19-1037	CAT	13/03/2019	Active	Void Contract
S3500605	19-1036	TGM	01/03/2019	Active	Void Contract
P3500606	19-1036	TGM	01/03/2019	Active	Void Contract
S3102911	19-1036	Aredin	01/03/2019	Active	Void Contract
P3102912	19-1036	Aredin	01/03/2019	Active	Void Contract
S0546095	19-1036	CAT	01/03/2019	Active	Void Contract
P0546096	19-1036	CAT	01/03/2019	Active	Void Contract
S3102907	19-1034	Aredin	19/02/2019	Active	Void Contract
P3102908	19-1034	Aredin	19/02/2019	Active	Void Contract
S0546091	19-1034	CAT	19/02/2019	Active	Void Contract

Actions:

Void contract button: Clicking on this button voids/deletes the entire contract no. (sales/purchase) that is created in contract string.

Search By Contract: By clicking on “search by contract” we can display the contract string based on its respective contract no. (sales/purchase).

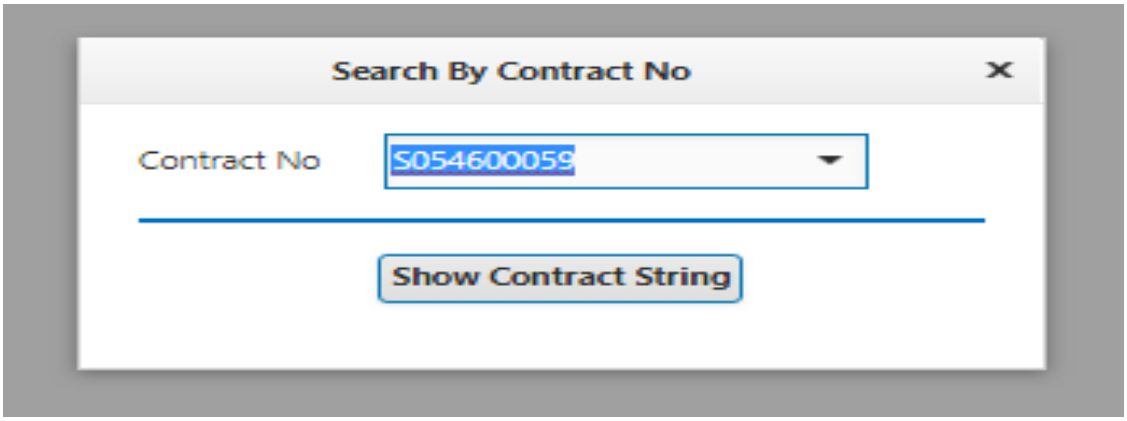

Actions:

Show Contract String: By clicking this button we can access the contract string based on the contract no. (sales/purchase) that is selected from the contract no. dropdown.

Note:

We can access and utilize the contract string in the same manner from search-by-contracts as we can in contract string.

When we add/remove a new trade flow in the origination section within trade accounting then the new trade flow data in updated in the shipment section as well as in the contract string a new block will be added/removed and if added then the unit price will be zero.

7.5 Invoice

Create Invoice: To create new invoice or update existing invoice before finalization.

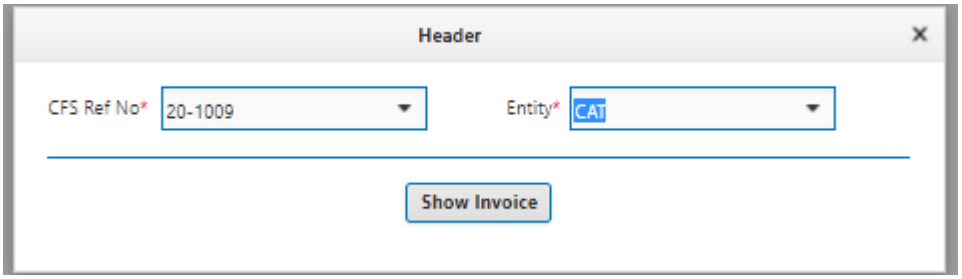

It has following fields:

CFS Ref No: Select the CFS Ref No. from the dropdown for viewing the invoice of a particular entity.

Entity: This is the dropdown field and data are bound based on selected CFS Ref No. It shows only entities for which invoice is to be generated.

Action:

Show Invoice: by clicking the show-invoice button we can access the page with all the invoice records (Submitted By Ops,finalized & not finalized) for the entity involved in a particular trade.

Note:

We can also create **partial invoices** from **Create-Invoice** but the only difference between generating invoice/partial invoice from Create-Invoice and Contract String is that the user must enter the CFS no. in the former.

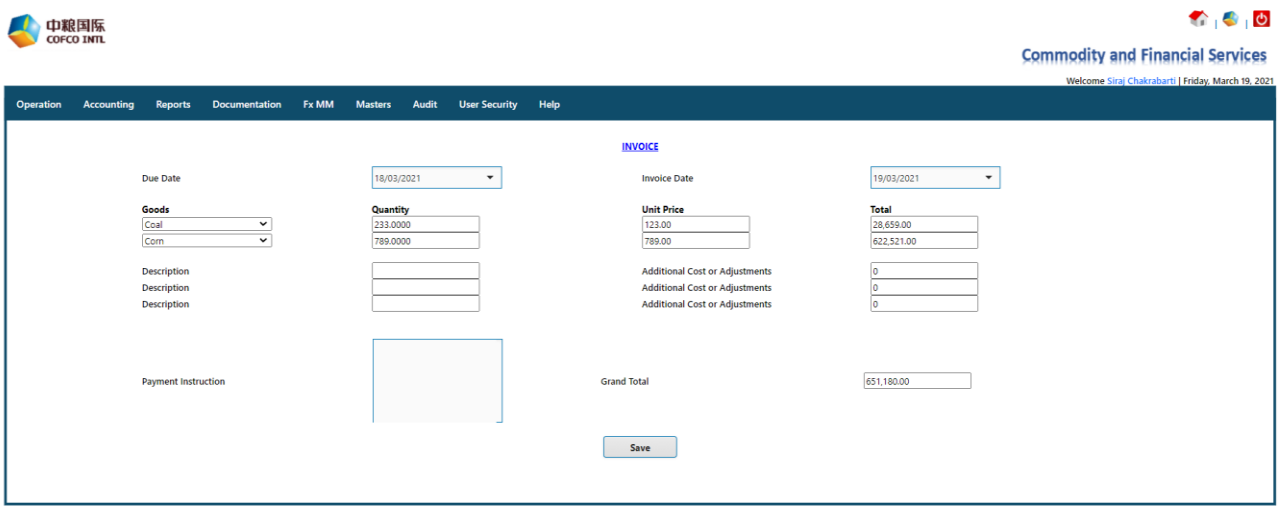

For AAPL, the screen will be as mentioned below.

User needs to choose Bank.

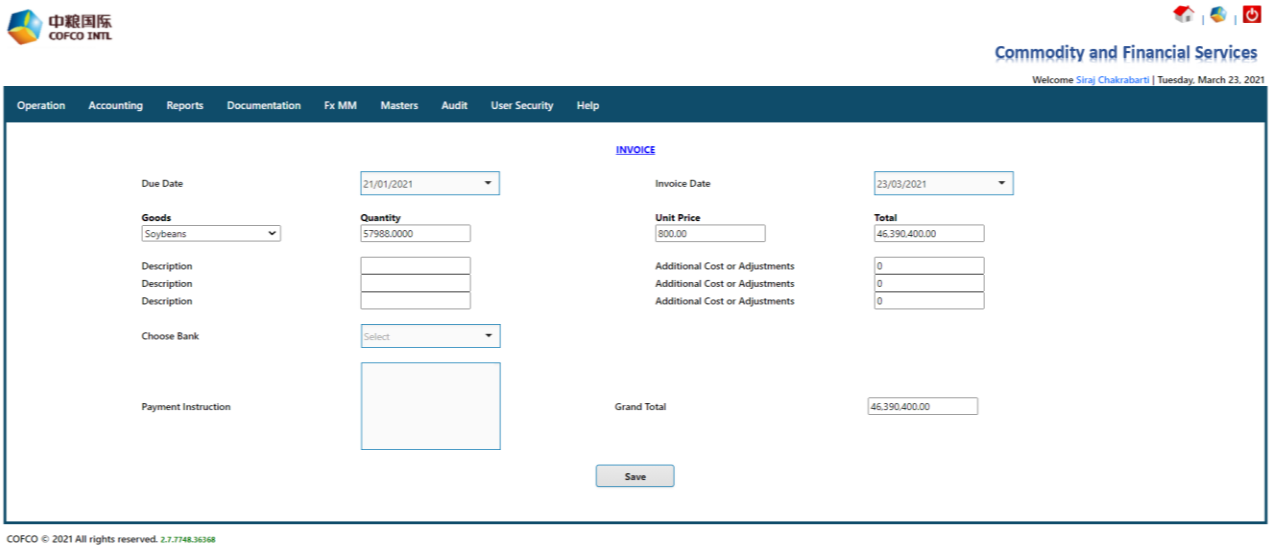

Invoice List: Here we can access the list of generated invoices for all trades. User can access the list of generated invoices for all trades with all the invoice records (finalized & not finalized) for the entity of logged-in user's entity. User can also do Finalization of "Submitted By Ops" invoices.

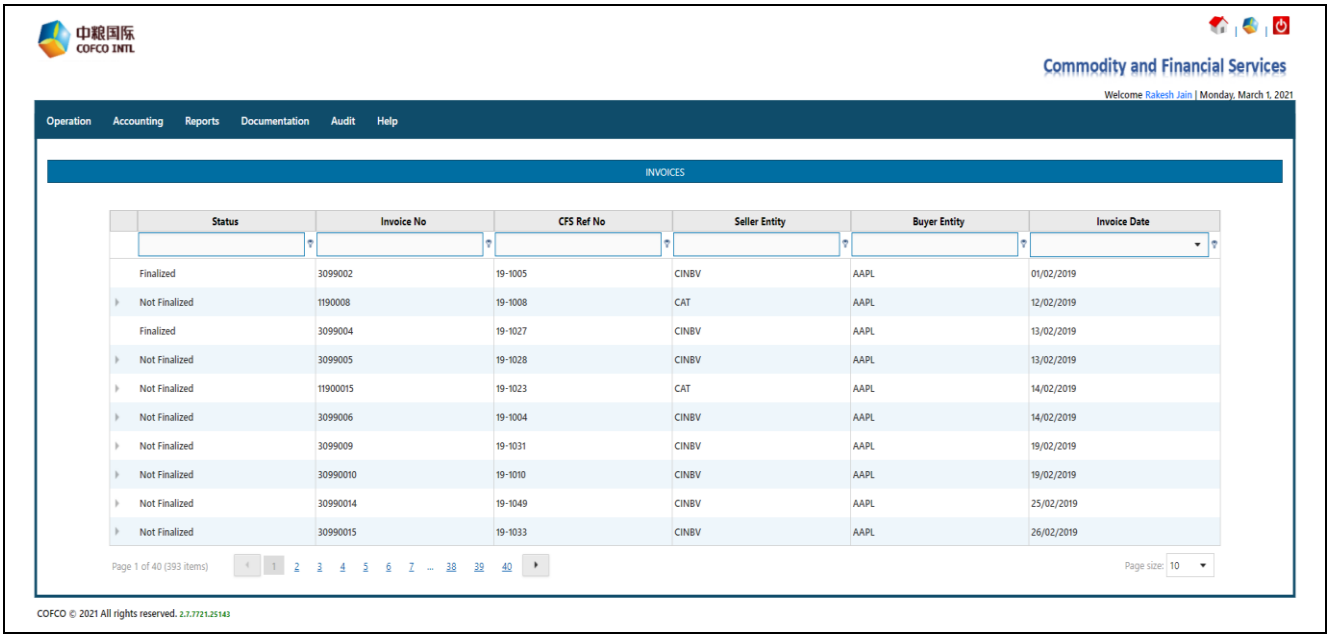

Updating invoice from Invoice List: To show the details of invoice when not finalized, user can click on Left-Hand side button

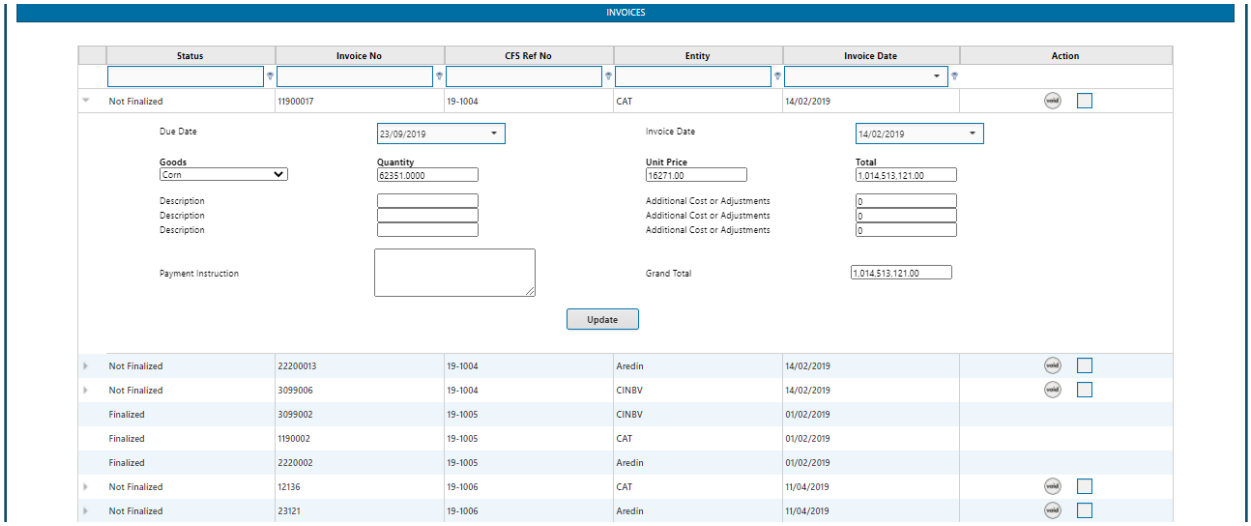

Action:

Update: By clicking the update button we can edit and update the unfinalized invoices.

Note:

To finalize an invoice for a specific entity we must tick the checkbox under action and then click on finalize to send the invoice for accounting.

View Invoice:

Purpose: It is used to view the invoice for the particular entity which is generated in contract string section.

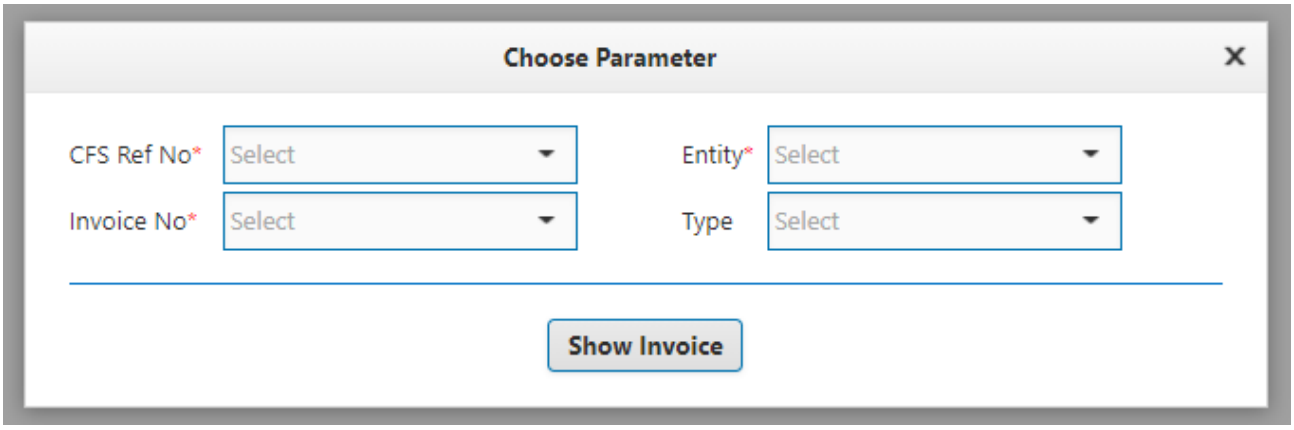

User needs to enter the mandatory fields in sequence.

1. CSF Ref No. will be listed in the drop down based on logged in user's entity. and if the Trade contains the respective counterparty of the Logged in user in the contract string.
2. Entity name (buy & sell entities will be listed) and user needs to select the required entity.
3. The invoice numbers will be listed depending on selected entity & CFS No. and user needs to select the required invoice number.
4. Type is optional. User can select either Bank or Internal (by default it is Internal).
5. Then click on Show Invoice. The invoice will get display on the screen.

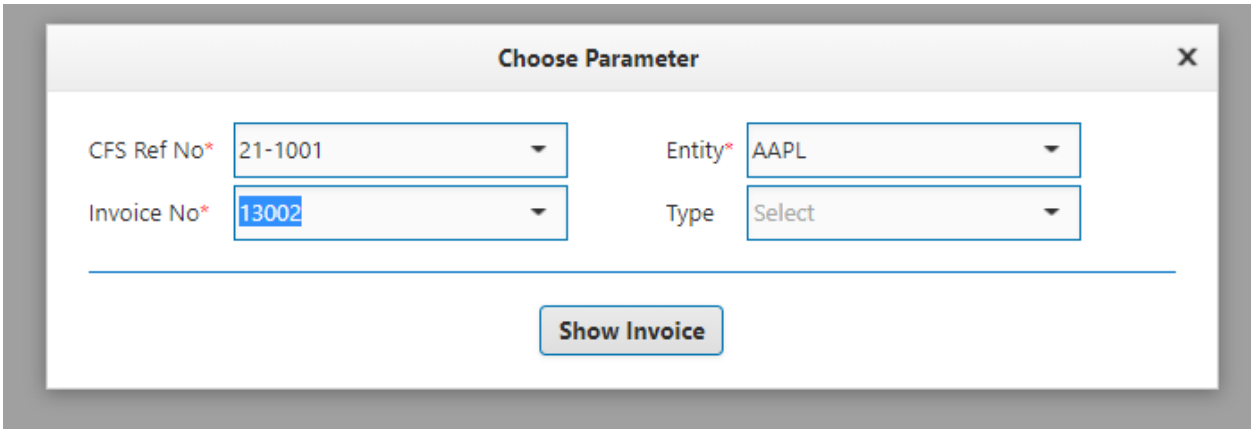

Sample Invoice Format (which will be displayed on the screen) and can be printed or download by clicking on the respective icon which are there at the top:

AGRILINK ASIA PVT LTD

COMMERCIAL INVOICE

SELLER :
Agrilink Asia Pvt Ltd
C/215, 215 Atrium 2nd Floor
Near Courtyard Marriott, Andheri-Kurla Road
Andheri (East), Mumbai 400093, India

Invoice Date :
18 Feb 2021

Exporter's Ref.
IEC No. 0302010327

Invoice No.:
AAPL/SALE/13008/2021

BUYER :
Arodin Trading Pte Ltd
8 Shenton Way AXA Tower #29-01
Singapore 068811

Contract No :
S0000999

Vessel	Port Of Loading	Country Of Origin Of Goods	
Feb9Test	Brazil	Brazil	
	Port Of Discharge	**Terms Of Delivery**	**Maturity Date**
	Argentina	CFR	17 Feb 2021

Description Of Goods	Quantity (MTS)	Price (USD PER MTS)	AMOUNT (USD)
Crude Sun Flower Oil	540.0000	5,456.00	2,946,240.00

Packing : In Bulk

Payment Instructions :
Beneficiary's Bank : Benificiary Bank,USD
Swift Code : USDBANKXXX
Beneficiary : Agrilink Pvt. LTD.
Account No. : 1234567890

Total Amount (In Words) Two Million Nine Hundred And Forty Six Thousand Two Hundred And Forty

Total Amount USD 2,946,240.00

Declaration :
We declare that this Commercial Invoice shows the actual price of goods described and all particulars are true and correct.

Signature & Date
For AGRILINK ASIA PVT.LTD.

Authorised Signatory

Regd. Office: "215 Atrium", C/215, 2nd Floor, Near Courtyard Marriott, Andheri Kurla Road, Andheri (East), Mumbai – 400 093. India
Tel : +91 22 6121 8900 Fax : +91 22 6121 8901 E-mail : info@agrilink.in

RENSOL

中粮国际
COFCO INTL

Agrilink Asia Pvt Ltd
C/215, 215 Atrium 2nd Floor
Near Courtyard Marriott, Andheri-Kurla Road
Andheri (East)
Mumbai 400093 , India

Invoice No : 13371
Invoice Date : 18 Mar 2021
Contract No : S0550936
Due Date : 18 Mar 2021

Shipment By : Vessel32
Port Of Loading : Algeria,Argentina
Port Of Discharge : Angola,Australia
Delivery : CFR

GOODS	QUANTITY	UNIT PRICE PER MT	AMOUNT
Coal	233.0000 MTS	INR 123.00	INR 28,659.00
Corn	789.0000 MTS	INR 789.00	INR 622,521.00
		LC	INR 123.00
Outside the scope of VAT		Total	**INR 651,303.00**

To your debit
S.E.&.O.

CFS Ref : 21-1012

TSFMOPP

Concordia Agritrading Pte Ltd
A member of COFCO International
8 Shenton Way AXA Tower #29-01
Singapore 068811
Tel +65 6805 8600 Fax +65 6384 2653
Company Reg No 198500536M

This application was created using the trial version of the XtraReports.

www.cofcointernational.com

7.6 Debit\Credit Note

Purpose: Used to create the debit/credit note for a particular entity against the invoice. The Dr/Cr records are retrieved from the contract string.

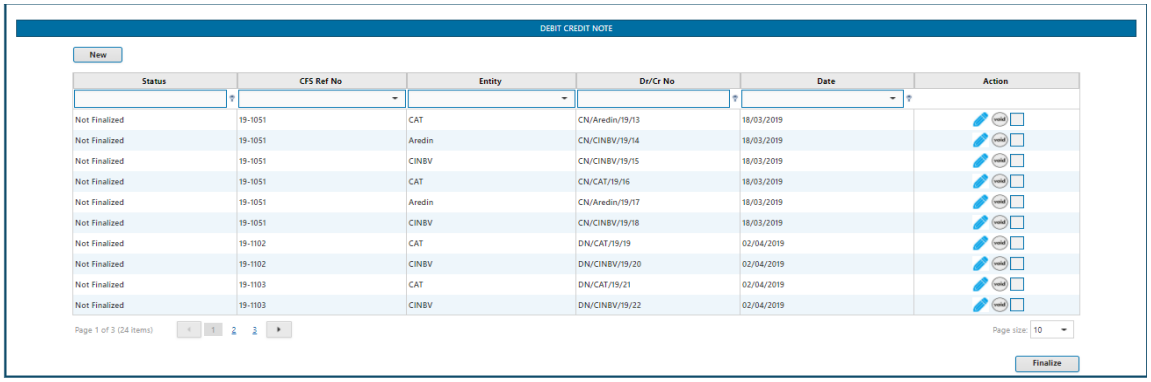

Status	CFS Ref No	Entity	Dr/Cr No	Date	Action
Not Finalized	19-1051	CAT	CN/Aredin/19/13	18/03/2019	
Not Finalized	19-1051	Aredin	CN/CINBV/19/14	18/03/2019	
Not Finalized	19-1051	CINBV	CN/CINBV/19/15	18/03/2019	
Not Finalized	19-1051	CAT	CN/CAT/19/16	18/03/2019	
Not Finalized	19-1051	Aredin	CN/Aredin/19/17	18/03/2019	
Not Finalized	19-1051	CINBV	CN/CINBV/19/18	18/03/2019	
Not Finalized	19-1102	CAT	DN/CAT/19/19	02/04/2019	
Not Finalized	19-1102	CINBV	DN/CINBV/19/20	02/04/2019	
Not Finalized	19-1103	CAT	DN/CAT/19/21	02/04/2019	
Not Finalized	19-1103	CINBV	DN/CINBV/19/22	02/04/2019	

Page 1 of 3 (24 items) 1 2 3 Page size: 10

Generated report for Debit/Credit Note:

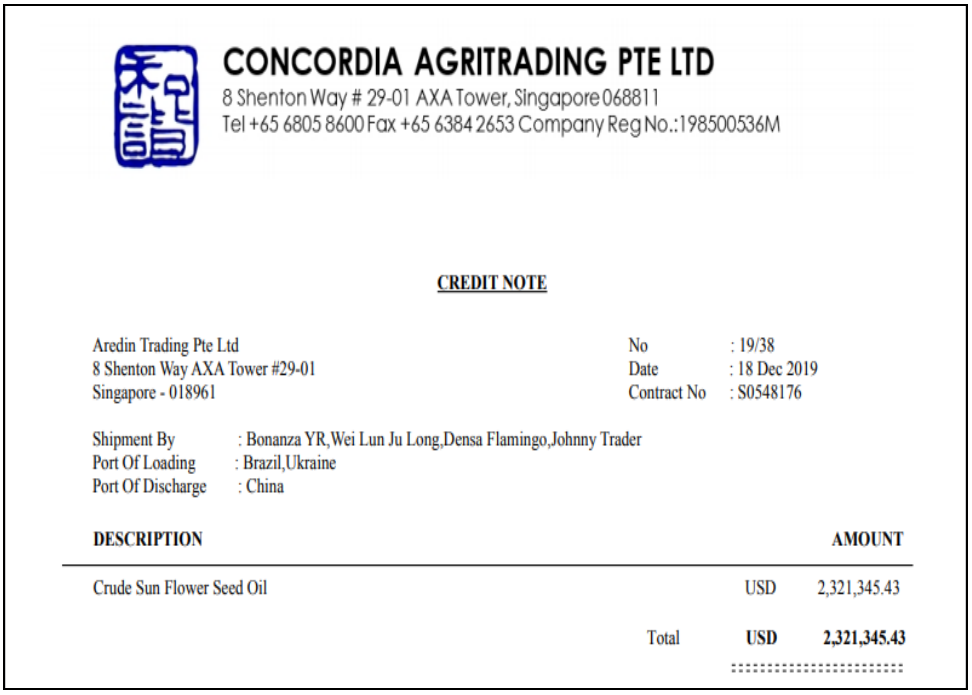

CONCORDIA AGRITRADING PTE LTD
8 Shenton Way # 29-01 AXA Tower, Singapore 068811
Tel +65 6805 8600 Fax +65 6384 2653 Company Reg No.:198500536M

CREDIT NOTE

Aredin Trading Pte Ltd
8 Shenton Way AXA Tower #29-01
Singapore - 018961

No : 19/38
Date : 18 Dec 2019
Contract No : S0548176

Shipment By : Bonanza YR,Wei Lun Ju Long,Densa Flamingo,Johnny Trader
Port Of Loading : Brazil,Ukraine
Port Of Discharge : China

DESCRIPTION		AMOUNT
Crude Sun Flower Seed Oil	USD	2,321,345.43
Total	**USD**	**2,321,345.43**

7.7 Trade Accounting

All accounts related data is to be accessed from here.

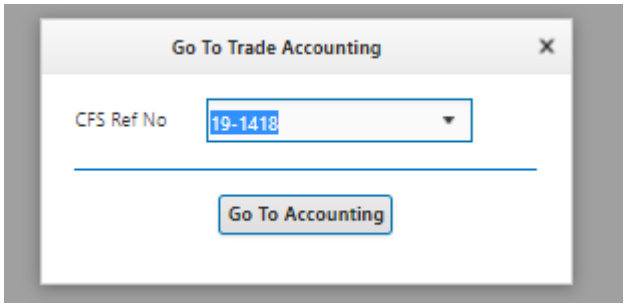

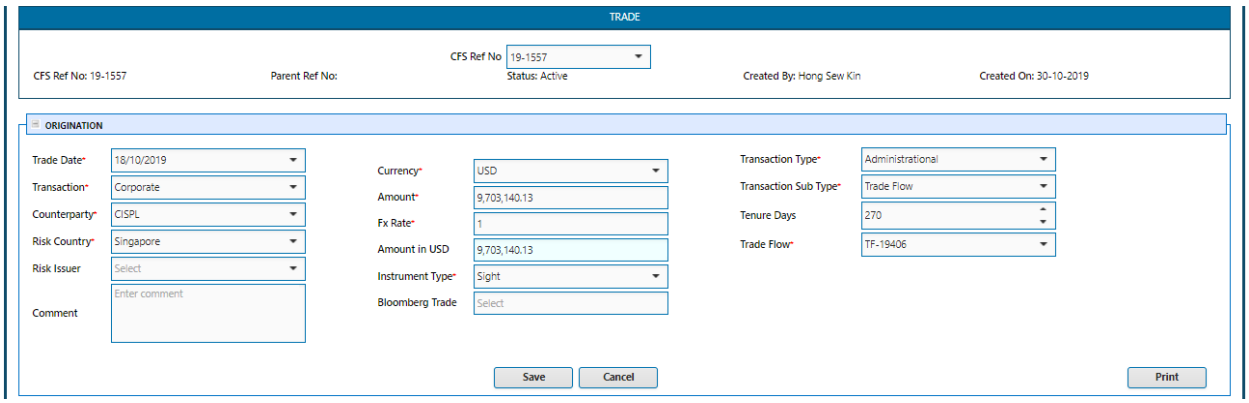

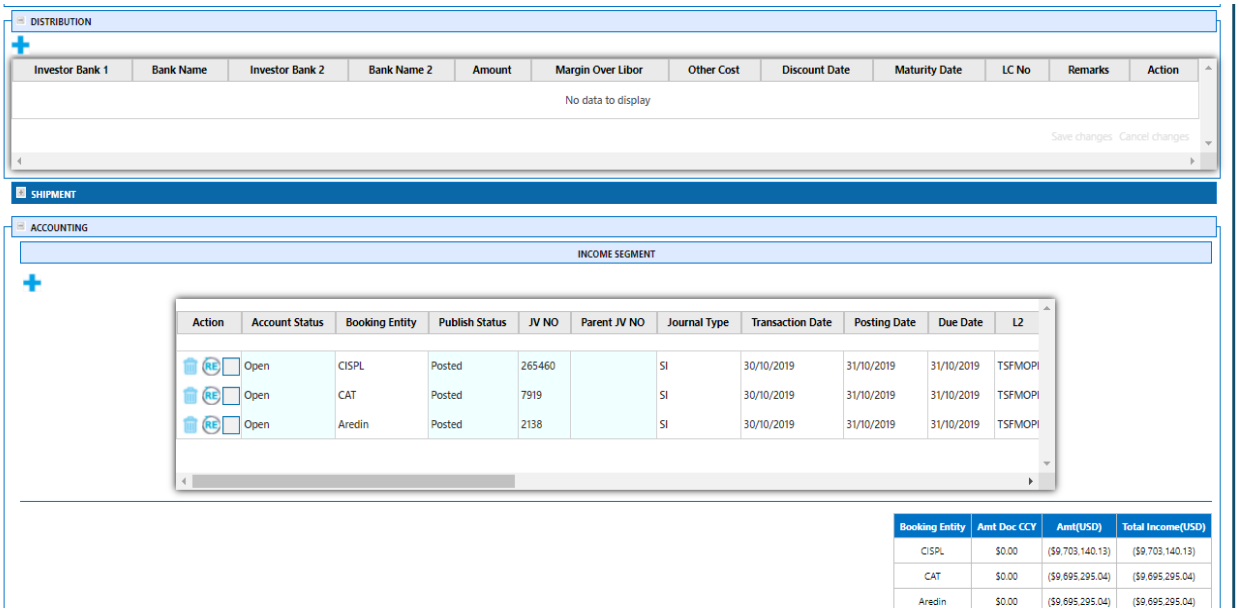

Transaction Income (USD):($29,093,730.21)

COST SEGMENT

CFS String: CISPL->CAT->Aredin->CISPL

Action	Account Status	Booking Entity	Publish Status	JV NO	Parent JV NO	Journal Type	Transaction Date	Posting Date	Due Date	L2
RE	Open	Aredin	Posted	2137		PI	30/10/2019	31/10/2019	31/10/2019	TSFMC
RE	Open	CAT	Posted	7918		PI	30/10/2019	31/10/2019	31/10/2019	TSFMC
RE	Open	CISPL	Posted	265461		PI	30/10/2019	31/10/2019	31/10/2019	TSFMC

Vessel Santa Rosalia

Booking Entity	Amt Doc CCY	Amt(USD)	Total Cost(USD)
CAT	$0.00	$9,703,140.13	$9,703,140.13
Aredin	$0.00	$9,695,295.04	$9,695,295.04
CISPL	$0.00	$9,695,295.04	$9,695,295.04

Transaction Cost (USD):$29,093,730.21

Booking Entity Transactional Net PNL

Booking Entity	Income(USD)	Cost(USD)	Total PNL(USD)
Aredin	($9,695,295.04)	$9,695,295.04	$0.00
CAT	($9,695,295.04)	$9,703,140.13	$7,845.09
CISPL	($9,703,140.13)	$9,695,295.04	($7,845.09)

Transaction PNL (USD):$0.00

Trade Sign Off

Post

BALANCE SHEET

Balance-Sheet (Receivable)

Action	Account Status	Booking Entity	Publish Status	JV NO	Parent JV NO	Journal Type	Transaction Date	Posting Date	Due Date	L2
	Open	CISPL	Posted	265460		SI	30/10/2019	31/10/2019	31/10/2019	TSFMOI
	Open	CAT	Posted	7919		SI	30/10/2019	31/10/2019	31/10/2019	TSFMOI
	Open	Aredin	Posted	2138		SI	30/10/2019	31/10/2019	31/10/2019	TSFMOI

Balance-Sheet (Payable)

Action	Account Status	Booking Entity	Publish Status	JV NO	Parent JV NO	Journal Type	Transaction Date	Posting Date	Due Date	L2
	Open	CAT	Posted	7918		PI	30/10/2019	31/10/2019	31/10/2019	TSFMOI
	Open	Aredin	Posted	2137		PI	30/10/2019	31/10/2019	31/10/2019	TSFMOI
	Open	CISPL	Posted	265461		PI	30/10/2019	31/10/2019	31/10/2019	TSFMOI

List of Posted Entries

Booking Entity	Posting Date	Posted On	JV No	Posted By
Aredin	31/10/2019	31/10/2019	2137	prtan
Aredin	31/10/2019	31/10/2019	2138	prtan
CISPL	31/10/2019	31/10/2019	265460	prtan
CISPL	31/10/2019	31/10/2019	265461	prtan
CAT	31/10/2019	31/10/2019	7918	prtan
CAT	31/10/2019	31/10/2019	7919	prtan

BLOOMBERG

DOCUMENTATION

Print | Copy | Clone | Void | Activate | Finalize

Trade Accounting:

1. Booking entity shows only the legal entity in the contract string
2. Inter co entity shows all the counter parties including the third parties
3. Journal type can be added manually.

Accounting: After Click on left hand side box of Accounting section user can open this section. The Accounting Section is for specifying Income & Cost sections related to a trade. This section contains the two sub-section Profit-&-Loss and Balance sheet section.

Note:
Entries of Accounting section depends on the **Contract String** form fields**.** if user can not fill the Contract String then they will not be able to fill the Accounting section.

Profit & Loss:

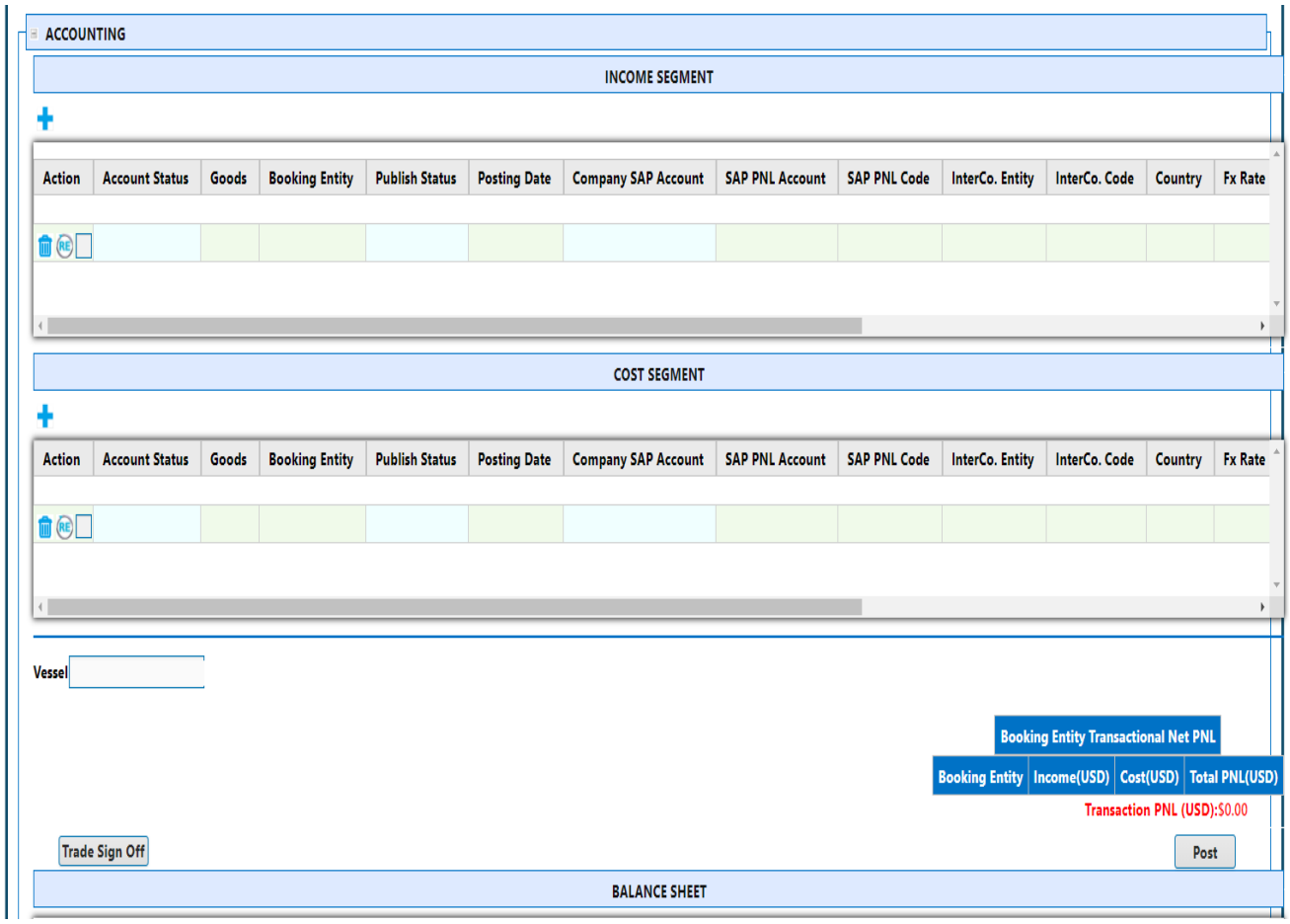

Income & Cost Segment: The Purchase will be entered in Cost segment and Sale will be entered in Income segment.

It has following fields:

Account Status: Label displays corresponding line item for purchase or sales as **Open** until the trade settles. When the trade is settled then the status will be **Closed.**

Goods: Dropdown specifies users to Choose Goods name used in the trades.

Booking Entity: Dropdown displays list of Legal Entities which are used in contract string and entities depend on the selection of goods type.

Publish Status: Label displays 'Posted' if the entry is already posted on SUN. If it is Posting, then the status will be 'Posting' and If not posted then status will be 'Not Posted'.

Posting Date: The date on which the entry will be posted on SUN.

Company SAP Account: This field is filled automatically based on selected booking entity.

SAP PNL Account: Dropdown displays the PNL Account No. corresponding to Sale or Purchase.

SAP PNL Code: Dropdown displays the PNL Code corresponding to Sale or Purchase.

(SAP PNL Account and SAP PNL Code are both interrelated fields).

Interco. Entity: It is the third-party Name depending on the selected legal entity.

Interco. Code: It is the third-party code depending on the selected legal entity.

Country: Dropdown specifies the Country to which the Legal Entity belongs.

Currency: Dropdown specifies the currency which is involved in the trade.

Fx Rate: Label displays FX rate which is coming from the CSIL system**.**

SAP Fx Rate: Label displays the SAP Account No. based on Company and Chart of Accounts.
(Fx Rate and SAP Fx Rate both depend on the Currency).

Amount: Textbox specifies the amount corresponding to above Currency.

Amount (USD): It is calculated based on Amount divided by Fx Rate.

Assignment No.: It displays the Assignment No. corresponding to line item for purchase or sales.

Profit Centre: Dropdown specifies PGU name based on selected legal entity.

Text: Textbox captures remark such as CFS 15_140001-NBV-CAT-TGS-AAPL-NBV (or) CFS15-140001-LC charges.

Note: All fields are mandatory.

<u>Actions:</u>

Delete: Delete the row.
Select: Selects the row for SUN Posting.
Reverse Entry: If you want to reverse the posted entry from the income segment then one entry is added in cost segment of Balance and Profit-&-Loss section.

Post: Open Popup Box for Posting.

Balance Sheet:

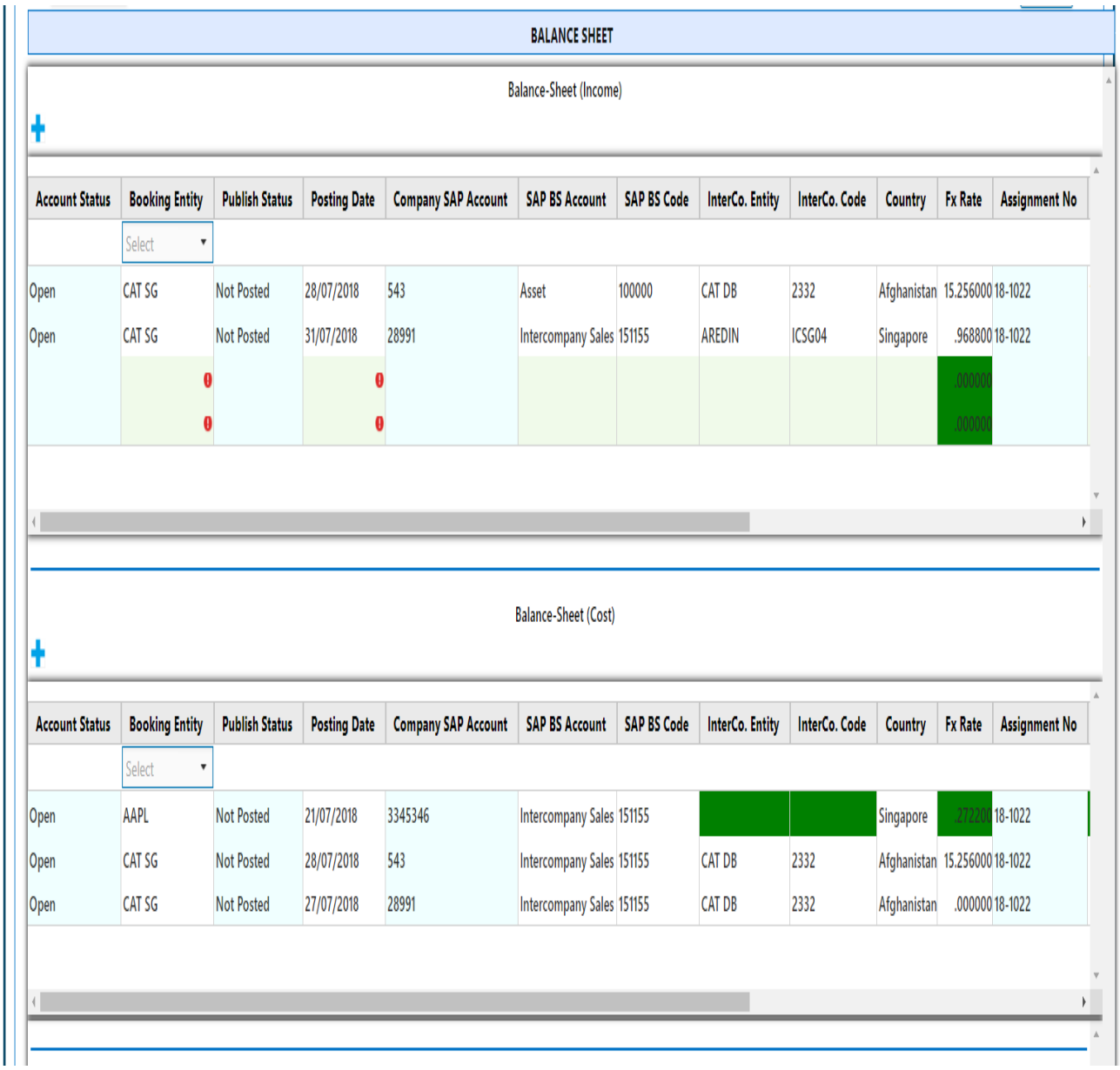

Account Status	Booking Entity	Publish Status	Posting Date	Company SAP Account	SAP BS Account	SAP BS Code	InterCo. Entity	InterCo. Code	Country	Fx Rate	Assignment No
	Select										
Open	CAT SG	Not Posted	28/07/2018	543	Asset	100000	CAT DB	2332	Afghanistan	15.256000	18-1022
Open	CAT SG	Not Posted	31/07/2018	28991	Intercompany Sales	151155	AREDIN	ICSG04	Singapore	.968800	18-1022
	0		0							.000000	
	0		0							.000000	

Account Status	Booking Entity	Publish Status	Posting Date	Company SAP Account	SAP BS Account	SAP BS Code	InterCo. Entity	InterCo. Code	Country	Fx Rate	Assignment No
	Select										
Open	AAPL	Not Posted	21/07/2018	3345346	Intercompany Sales	151155			Singapore	.272200	18-1022
Open	CAT SG	Not Posted	28/07/2018	543	Intercompany Sales	151155	CAT DB	2332	Afghanistan	15.256000	18-1022
Open	CAT SG	Not Posted	27/07/2018	28991	Intercompany Sales	151155	CAT DB	2332	Afghanistan	.000000	18-1022

Account Posting:

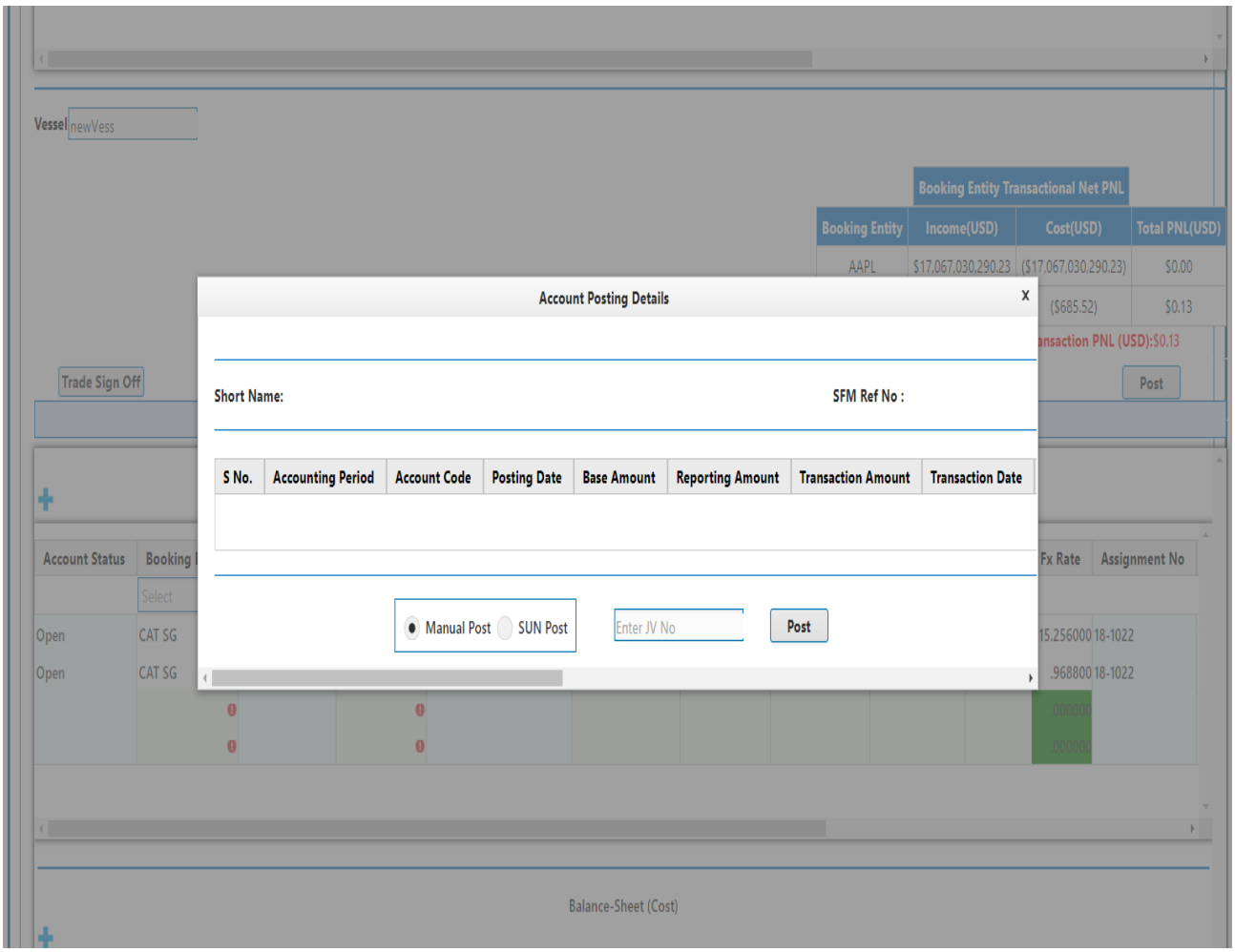

It has following fields:

Accounting Period: It is showing the month and year of the current accounting period.

Account Code: It is showing the PNL account code.

PGU: It is showing the PGU name.

Sub Product:

Counter Party: It shows the counter party which is involved in the trade.

Contract Number: It shows the contract no. which belongs to a legal entity.

Load Port: It is the region from where the goods get loaded.

Discharge Port: It is the destination where the goods will be kept.

Business Location Code: It specifies the location.

Tax Code: specify the Tax code.

Base Amount: It is showing the USD amount.

Reporting Amount: It is showing the USD amount.

Currency Code: It specifies the currency code which is involved in the trade.

Debit Credit: It is showing entry is for Debit or Credit.

Posting Date: The date on which the entry was posted to SUN.

Journal Type: It specifies the type of journal.

Transaction Amount: It specifies the amount of transaction.

Transaction Date: It specifies the date of transaction.

Transaction Reference: It specifies the transaction reference.

<u>Actions:</u>

Manual Post: If user select the Manual Post then they must enter the JVM Number.

Sun Post: If user select the Sun Post then they do not need to enter the JVM Number.

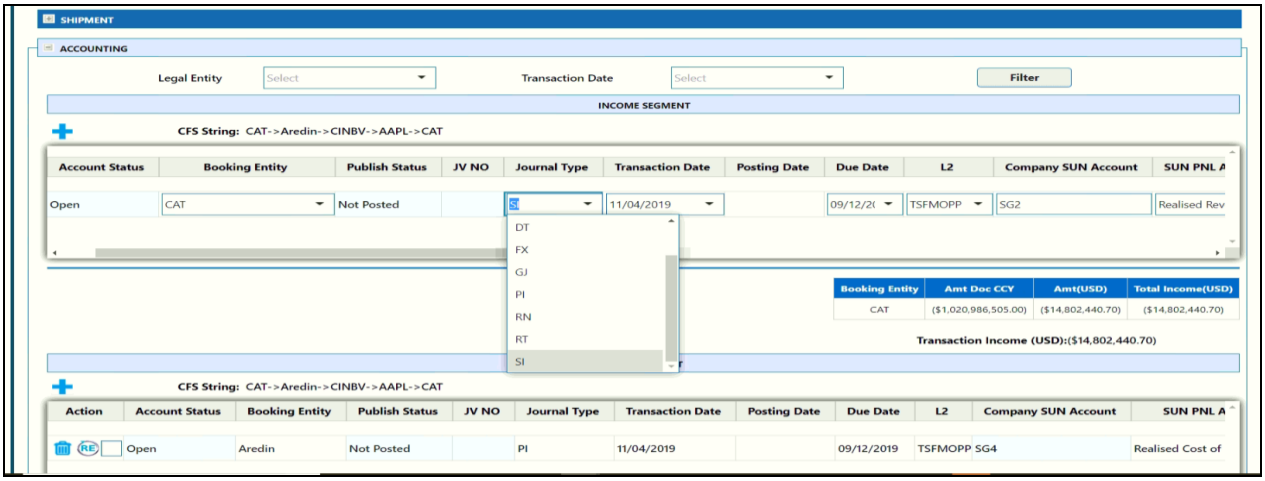

Reverse Posting:

Re button: If we commit a mistake by sending a wrong record for invoice or debit/credit note then by ticking the checkbox and then clicking the RE button (within the cost/income segment inside trade-accounting section), we can **repost** the record into sun posting in order to **nullify** (balance) the record(s).

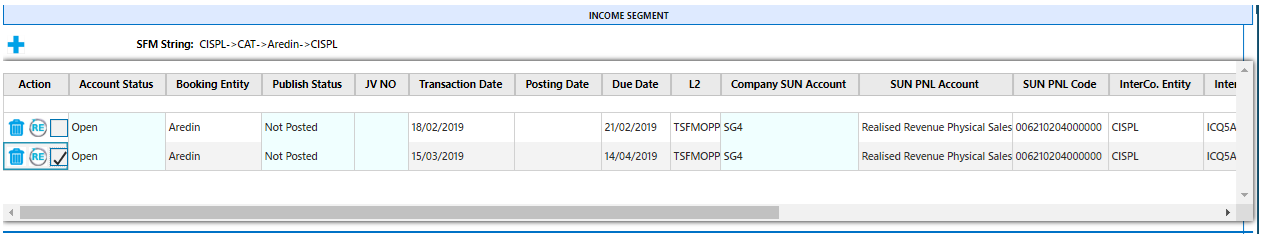

Action	Account Status	Booking Entity	Publish Status	JV NO	Transaction Date	Posting Date	Due Date	L2	Company SUN Account	SUN PNL Account	SUN PNL Code	InterCo. Entity	Inter
RE	Open	Aredin	Not Posted		18/02/2019		21/02/2019	TSFMOPP	SG4	Realised Revenue Physical Sales	006210204000000	CISPL	ICQ5A
RE	Open	Aredin	Not Posted		15/03/2019		14/04/2019	TSFMOPP	SG4	Realised Revenue Physical Sales	006210204000000	CISPL	ICQ5A

Account Posting Details:

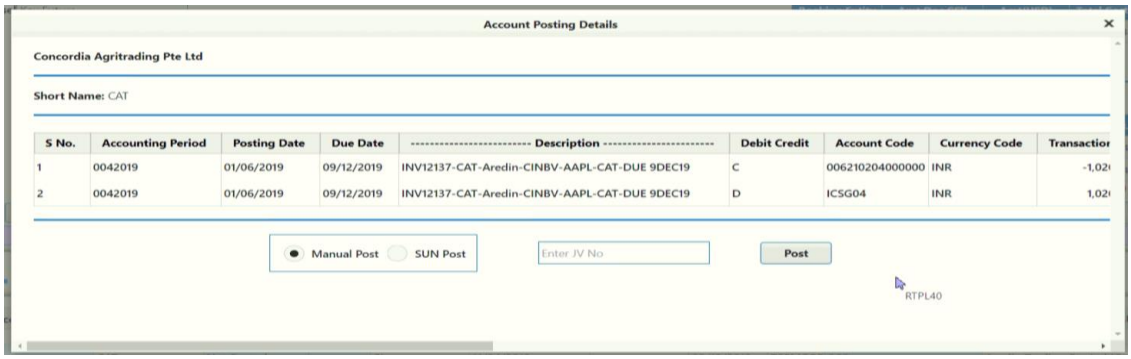

S No.	Accounting Period	Posting Date	Due Date	Description	Debit Credit	Account Code	Currency Code	Transactior
1	0042019	01/06/2019	09/12/2019	INV12137-CAT-Aredin-CINBV-AAPL-CAT-DUE 9DEC19	C	006210204000000	INR	-1,02
2	0042019	01/06/2019	09/12/2019	INV12137-CAT-Aredin-CINBV-AAPL-CAT-DUE 9DEC19	D	ICSG04	INR	1,02

<u>Action:</u>

We can post the accounting records for every entity (one at a time) from Trade Accounting section by ticking the checkbox under Income/Cost segment – given that the entity has a respective balance sheet statement.

Manual Post button:

By clicking on this button, the user must enter a JV no. and then post the trade accounting records into Sun Systems.

Sun Post Button:

By clicking on this button, the user does not need to enter a JV no. and can directly post the trade accounting records into Sun Systems.

8 Fx MM

8.1 Bloomberg

8.1.1 Bloomberg Data

Purpose: The user can access the Bloomberg Data by entering the maturity date and the legal entity. All the trade data from Bloomberg are stored in the CFS database and can be viewed under the Bloomberg Data Uploads. The data records from the database can be filtered by the year and month dropdowns and user can then view all the records for that time span. Additionally, we can filter our results from each of the column headers in the table.

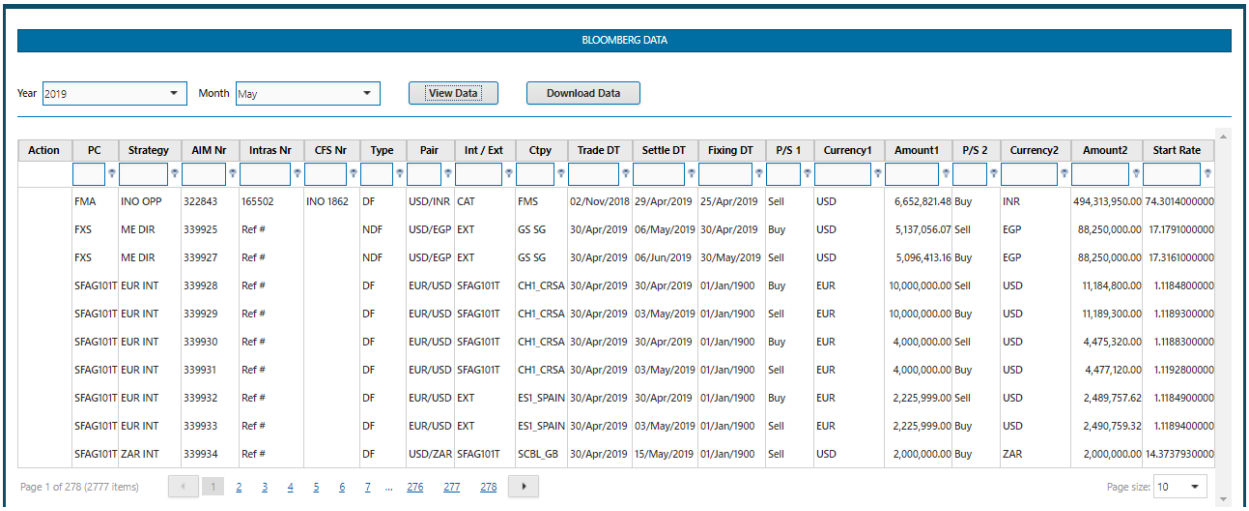

Action	PC	Strategy	AIM Nr	Intras Nr	CFS Nr	Type	Pair	Int / Ext	Ctpy	Trade DT	Settle DT	Fixing DT	P/S 1	Currency1	Amount1	P/S 2	Currency2	Amount2	Start Rate
	FMA	INO OPP	322843	165502	INO 1862	DF	USD/INR	CAT	FMS	02/Nov/2018	29/Apr/2019	25/Apr/2019	Sell	USD	6,652,821.48	Buy	INR	494,313,950.00	74.3014000000
	FXS	ME DIR	339925	Ref #		NDF	USD/EGP	EXT	GS SG	30/Apr/2019	06/May/2019	30/Apr/2019	Buy	USD	5,137,056.07	Sell	EGP	88,250,000.00	17.1791000000
	FXS	ME DIR	339927	Ref #		NDF	USD/EGP	EXT	GS SG	30/Apr/2019	06/Jun/2019	30/May/2019	Sell	USD	5,096,413.16	Buy	EGP	88,250,000.00	17.3161000000
	SFAG101T	EUR INT	339928	Ref #		DF	EUR/USD	SFAG101T	CH1_CRSA	30/Apr/2019	30/Apr/2019	01/Jan/1900	Buy	EUR	10,000,000.00	Sell	USD	11,184,800.00	1.1184800000
	SFAG101T	EUR INT	339929	Ref #		DF	EUR/USD	SFAG101T	CH1_CRSA	30/Apr/2019	03/May/2019	01/Jan/1900	Sell	EUR	10,000,000.00	Buy	USD	11,189,300.00	1.1189300000
	SFAG101T	EUR INT	339930	Ref #		DF	EUR/USD	SFAG101T	CH1_CRSA	30/Apr/2019	30/Apr/2019	01/Jan/1900	Buy	EUR	4,000,000.00	Sell	USD	4,475,320.00	1.1188300000
	SFAG101T	EUR INT	339931	Ref #		DF	EUR/USD	SFAG101T	CH1_CRSA	30/Apr/2019	03/May/2019	01/Jan/1900	Sell	EUR	4,000,000.00	Buy	USD	4,477,120.00	1.1192800000
	SFAG101T	EUR INT	339932	Ref #		DF	EUR/USD	EXT	ES1_SPAIN	30/Apr/2019	30/Apr/2019	01/Jan/1900	Buy	EUR	2,225,999.00	Sell	USD	2,489,757.62	1.1184900000
	SFAG101T	EUR INT	339933	Ref #		DF	EUR/USD	EXT	ES1_SPAIN	30/Apr/2019	03/May/2019	01/Jan/1900	Sell	EUR	2,225,999.00	Buy	USD	2,490,759.32	1.1189400000
	SFAG101T	ZAR INT	339934	Ref #		DF	USD/ZAR	SFAG101T	SCBL_GB	30/Apr/2019	15/May/2019	01/Jan/1900	Sell	USD	2,000,000.00	Buy	ZAR	2,000,000.00	14.3737930000

8.1.1 Bloomberg option

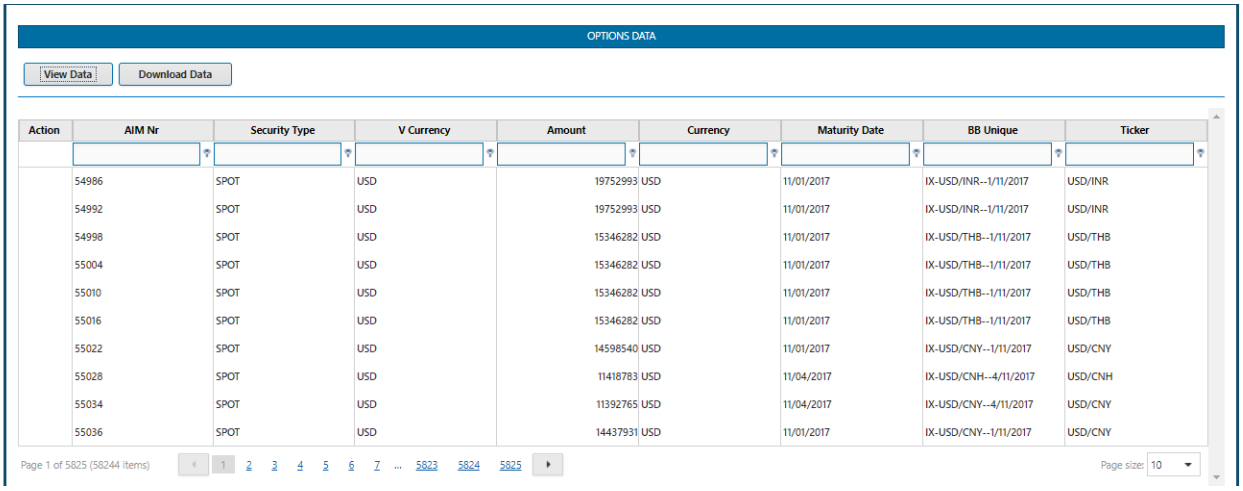

OPTIONS DATA

View Data | Download Data

Action	AIM Nr	Security Type	V Currency	Amount	Currency	Maturity Date	BB Unique	Ticker
	54986	SPOT	USD	19752993	USD	11/01/2017	IX-USD/INR--1/11/2017	USD/INR
	54992	SPOT	USD	19752993	USD	11/01/2017	IX-USD/INR--1/11/2017	USD/INR
	54998	SPOT	USD	15346282	USD	11/01/2017	IX-USD/THB--1/11/2017	USD/THB
	55004	SPOT	USD	15346282	USD	11/01/2017	IX-USD/THB--1/11/2017	USD/THB
	55010	SPOT	USD	15346282	USD	11/01/2017	IX-USD/THB--1/11/2017	USD/THB
	55016	SPOT	USD	15346282	USD	11/01/2017	IX-USD/THB--1/11/2017	USD/THB
	55022	SPOT	USD	14598540	USD	11/01/2017	IX-USD/CNY--1/11/2017	USD/CNY
	55028	SPOT	USD	11418783	USD	11/04/2017	IX-USD/CNH--4/11/2017	USD/CNH
	55034	SPOT	USD	11392765	USD	11/04/2017	IX-USD/CNY--4/11/2017	USD/CNY
	55036	SPOT	USD	14437931	USD	11/01/2017	IX-USD/CNY--1/11/2017	USD/CNY

Page 1 of 5825 (58244 items) 1 2 3 4 5 6 7 ... 5823 5824 5825 Page size: 10

Actions:

View Data Button: By clicking this button we can view all the trade records from the CFS database.

Download Data Button: By clicking this button we can download all the trade records from the CFS database in an excel sheet.

8.2 Bloomberg Posting

8.2.1 Bloomberg Fx Opportunity Posting

Purpose: The user can access the Bloomberg Fx Opportunity Posting by entering the maturity date and the legal entity. The data in the list can be posted into the Sun System and can be displayed in the Bloomberg section of trade accounting after successful posting.

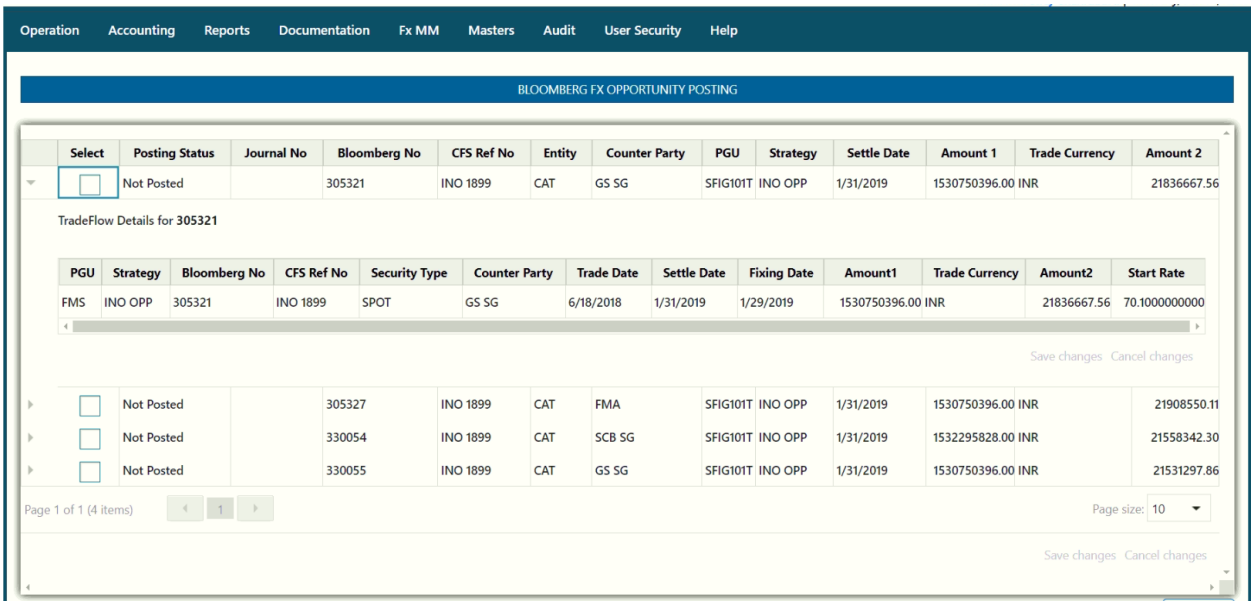

Note: All Bloomberg Fx Posting data return a JV no. Account code, transaction preference, counter party are editable.

Actions: To post the Fx Opportunity data the user must tick the checkbox next to the record and then click on post.

Filter for Fx Opportunity Bulk Posting:

Maturity date and Legal entity are mandatory fields.

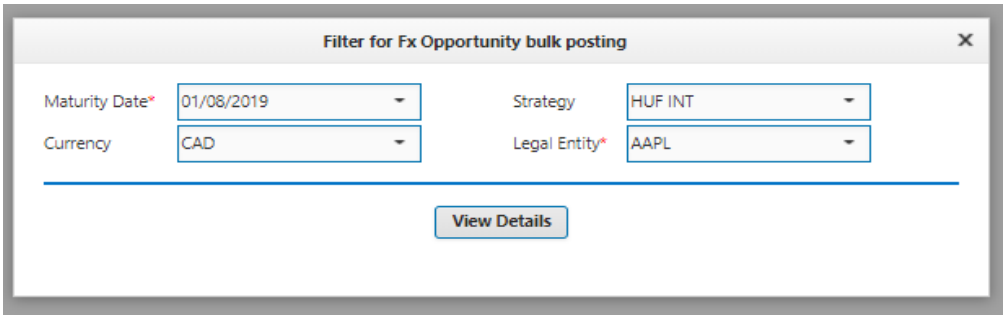

8.2.2 Bloomberg Fx Directional Posting

Purpose: The user can access the Bloomberg Fx Directional Posting by entering the maturity date and the legal entity. The data in the list can be posted into the Sun System and will not be displayed in the Bloomberg section of trade accounting after successful posting.

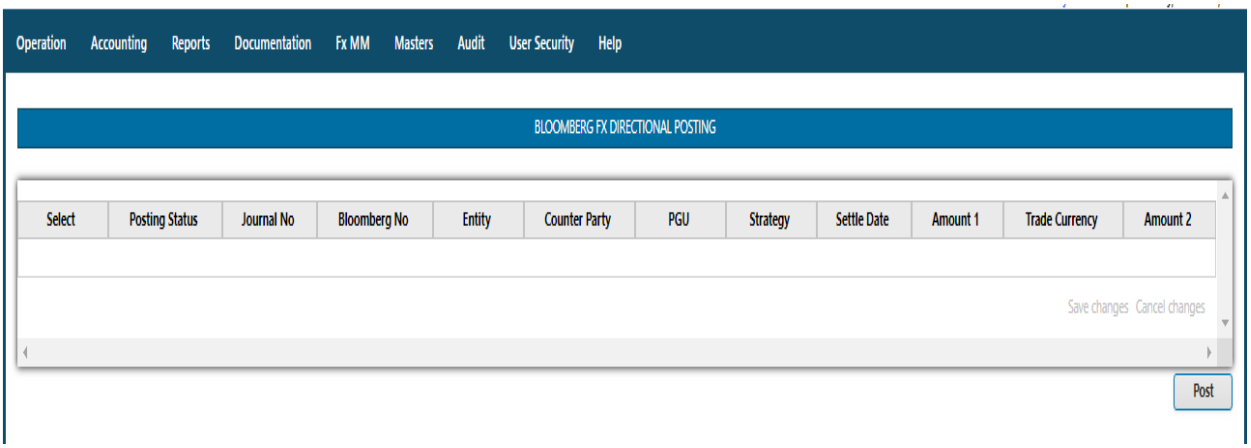

Note:

All Bloomberg Fx Posting data return a JV no.

Actions:

To post the Fx Directional data the user must tick the checkbox next to the record and then click on post.

8.2.3 Bloomberg Fx Option Posting

Purpose: The user can access the Bloomberg Fx Option Posting by entering the maturity date and the legal entity. The data in the list can be posted into the Sun System and only the data with strategy type directional will be displayed in the Bloomberg section of trade accounting after successful posting.

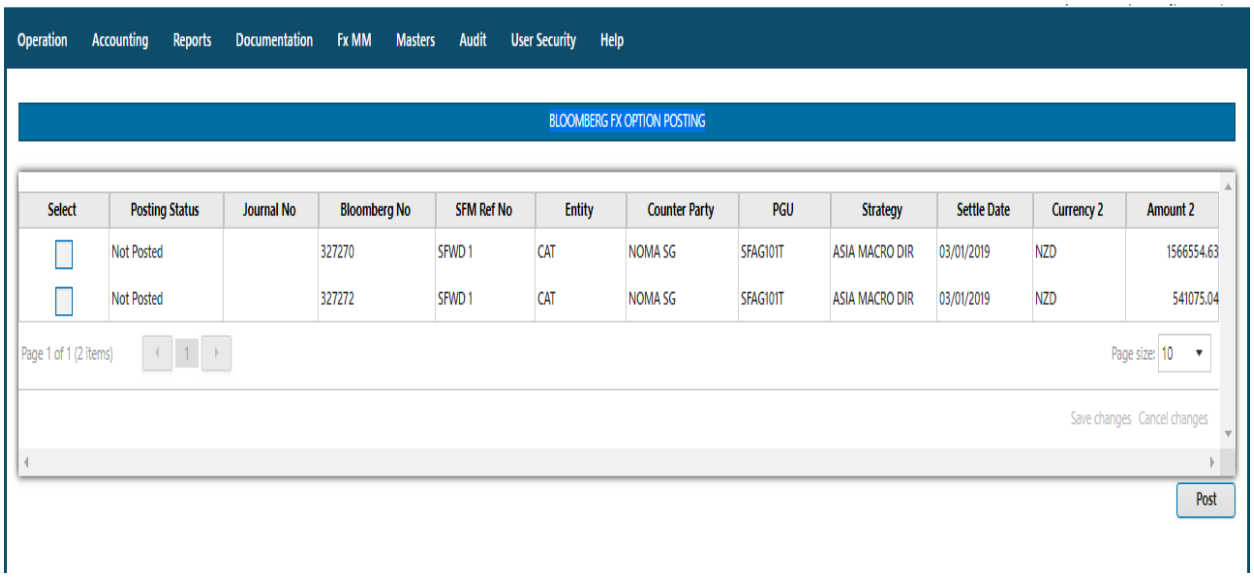

Note:

All Bloomberg Fx Posting data return a JV no.

Actions:

To post the Fx Option data the user must tick the checkbox next to the record and then click on post.

8.2.4 Fx Option Opportunity Posting

Purpose: The user can access the Bloomberg Fx Option Opportunity Posting by entering the Value date and the legal entity. Only the posted Bloomberg Option data with strategy type Opportunity will show in this module. The data in the list can be posted into the Sun System.

Filter String:

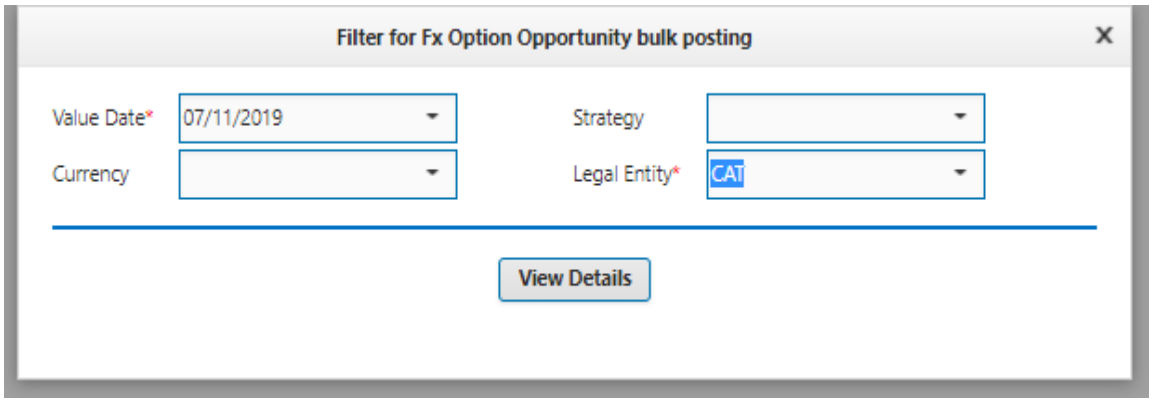

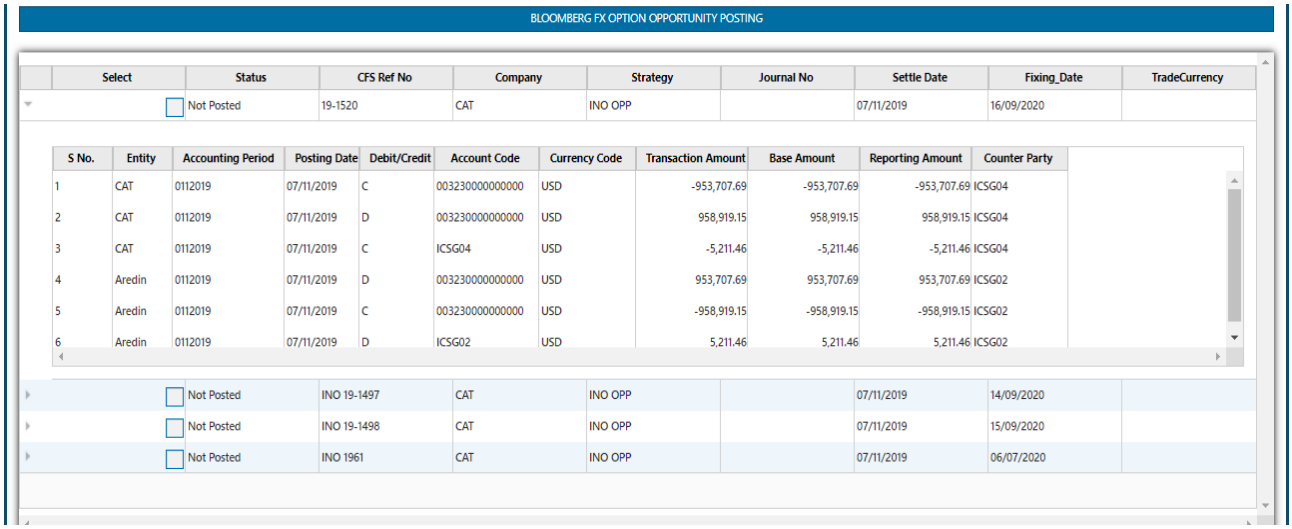

BLOOMBERG FX OPTION OPPORTUNITY POSTING

Select	Status	CFS Ref No	Company	Strategy	Journal No	Settle Date	Fixing_Date	TradeCurrency
	Not Posted	19-1520	CAT	INO OPP		07/11/2019	16/09/2020	

S No.	Entity	Accounting Period	Posting Date	Debit/Credit	Account Code	Currency Code	Transaction Amount	Base Amount	Reporting Amount	Counter Party
1	CAT	0112019	07/11/2019	C	003230000000000	USD	-953,707.69	-953,707.69	-953,707.69	ICSG04
2	CAT	0112019	07/11/2019	D	003230000000000	USD	958,919.15	958,919.15	958,919.15	ICSG04
3	CAT	0112019	07/11/2019	C	ICSG04	USD	-5,211.46	-5,211.46	-5,211.46	ICSG04
4	Aredin	0112019	07/11/2019	D	003230000000000	USD	953,707.69	953,707.69	953,707.69	ICSG02
5	Aredin	0112019	07/11/2019	C	003230000000000	USD	-958,919.15	-958,919.15	-958,919.15	ICSG02
6	Aredin	0112019	07/11/2019	D	ICSG02	USD	5,211.46	5,211.46	5,211.46	ICSG02

Not Posted	INO 19-1497	CAT	INO OPP		07/11/2019	14/09/2020	
Not Posted	INO 19-1498	CAT	INO OPP		07/11/2019	15/09/2020	
Not Posted	INO 1961	CAT	INO OPP		07/11/2019	06/07/2020	

8.2.5 Fx Option Opportunity Maturity Posting

Purpose: The user can access the Bloomberg Fx Option Opportunity Maturity Posting by entering the maturity date and the legal entity. The data which are already posted in Option Opportunity section will show here. These records can be posted into the Sun System and will be displayed in the Bloomberg section of trade accounting after successful posting.

Filter String:

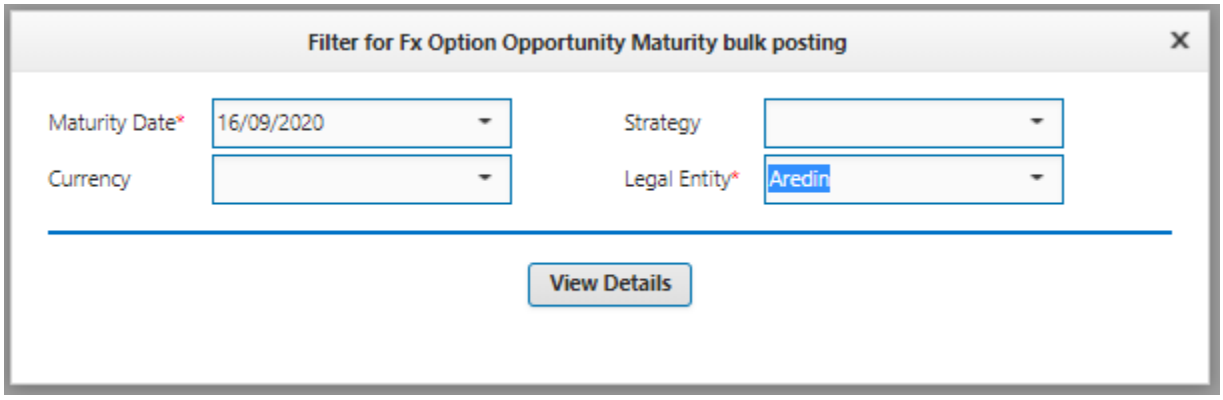

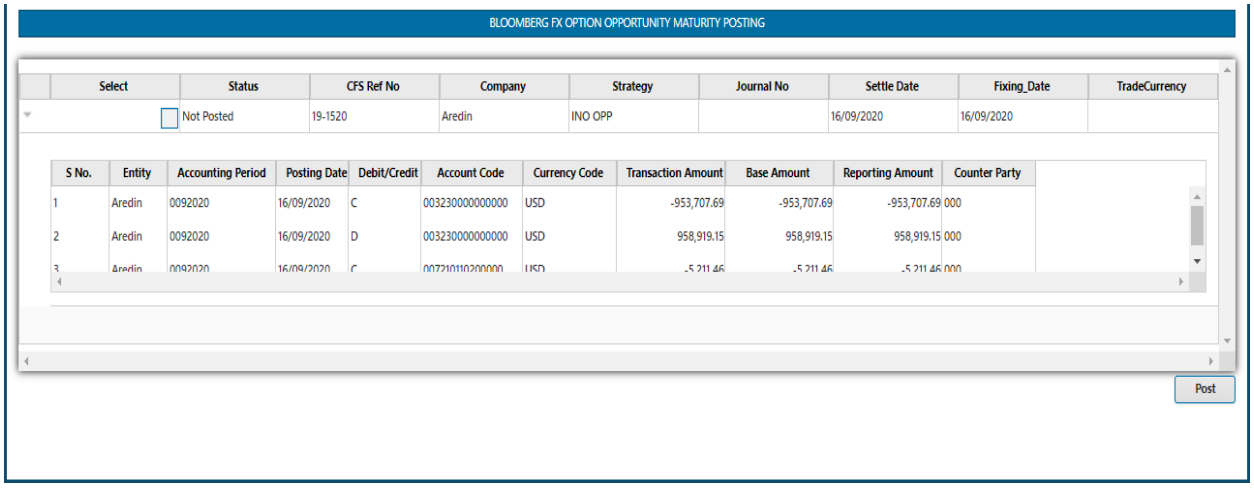

8.3 Bloomberg Posting Report

8.3.1 Bloomberg Fx Opportunity Report

Purpose: The Fx opportunity posting report is a system that generates a report of the fx opportunity data and the PNL (profit and loss) that has been posted in Bloomberg. The data to be displayed on the report can be filtered according to the parameters: date, strategy, currency, and entity.

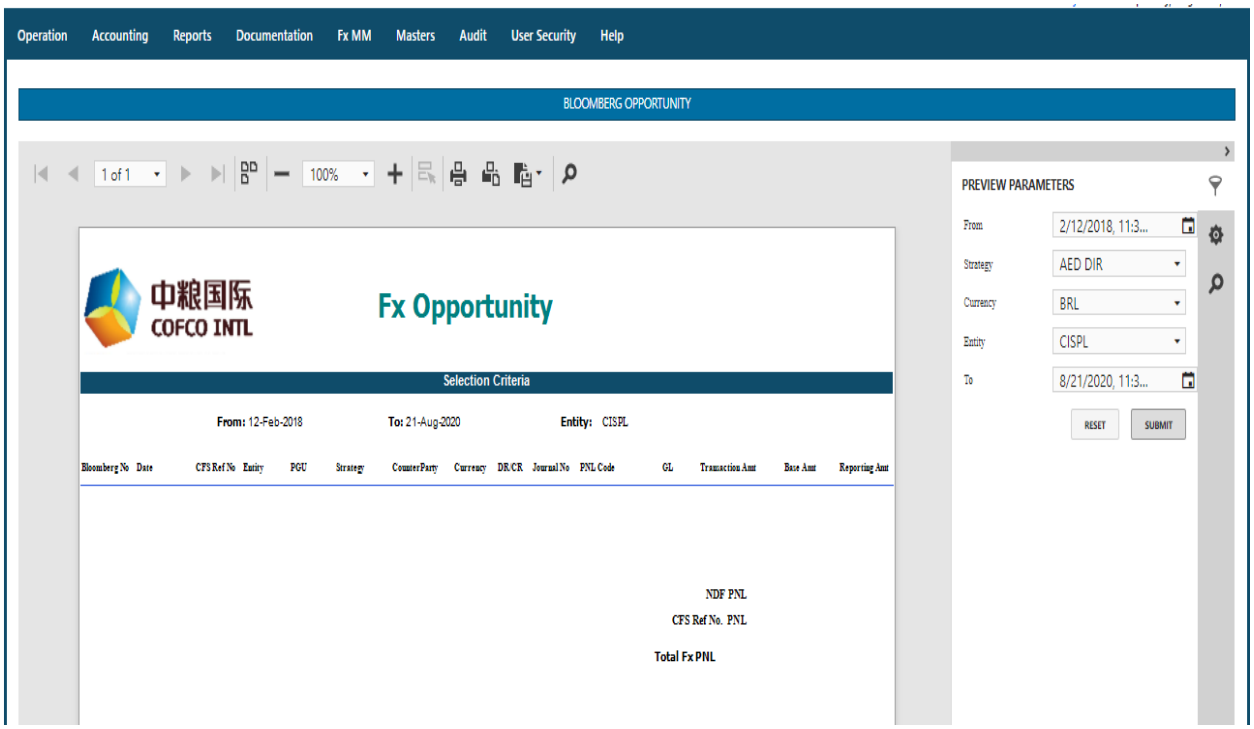

8.3.2 Bloomberg Directional Report

Purpose: The Fx directional posting report is a system that generates a report of the fx directional data and the PNL (profit and loss) that has been posted in Bloomberg. The data to be displayed on the report can be filtered according to the parameters: date, strategy, currency, and entity.

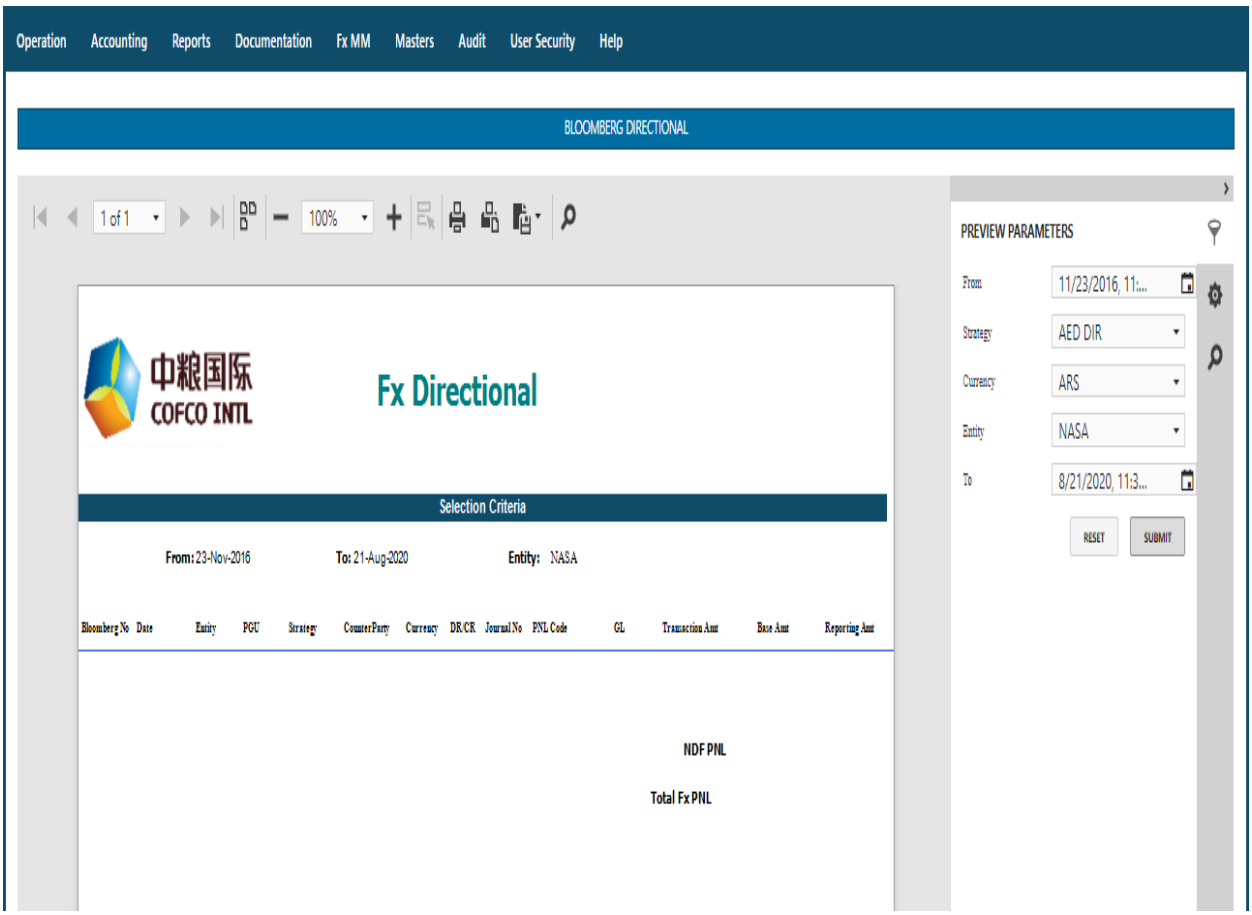

8.3.3 Bloomberg Fx Option Report

Purpose: The Fx option posting report is a system that generates a report of the fx option data and the PNL (profit and loss) that has been posted in Bloomberg. The data to be displayed on the report can be filtered according to the parameters: date, strategy, currency, and entity.

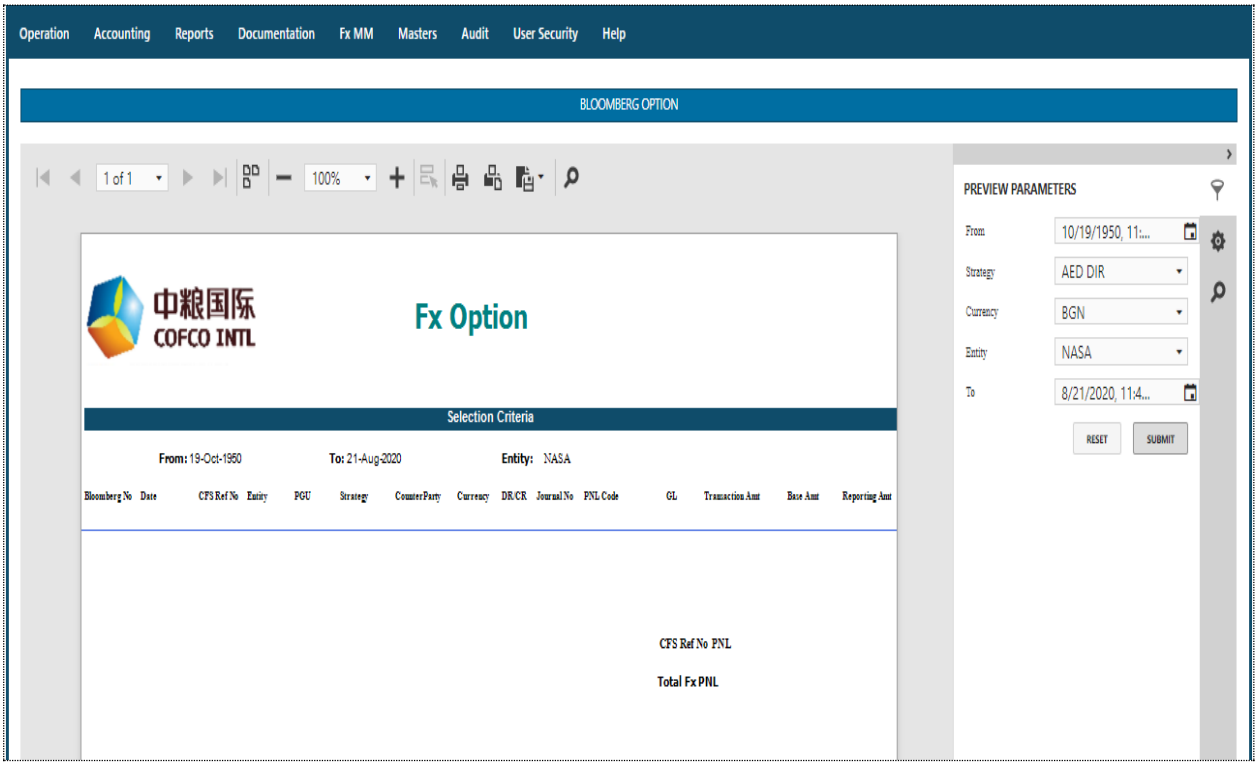

8.3.4 Bloomberg Fx Option Opportunity Report

Purpose: The Fx option posting report is a system that generates a report of the fx option data and the PNL (profit and loss) that has been posted in Bloomberg. The data to be displayed on the report can be filtered according to the parameters: date, strategy, currency, and entity.

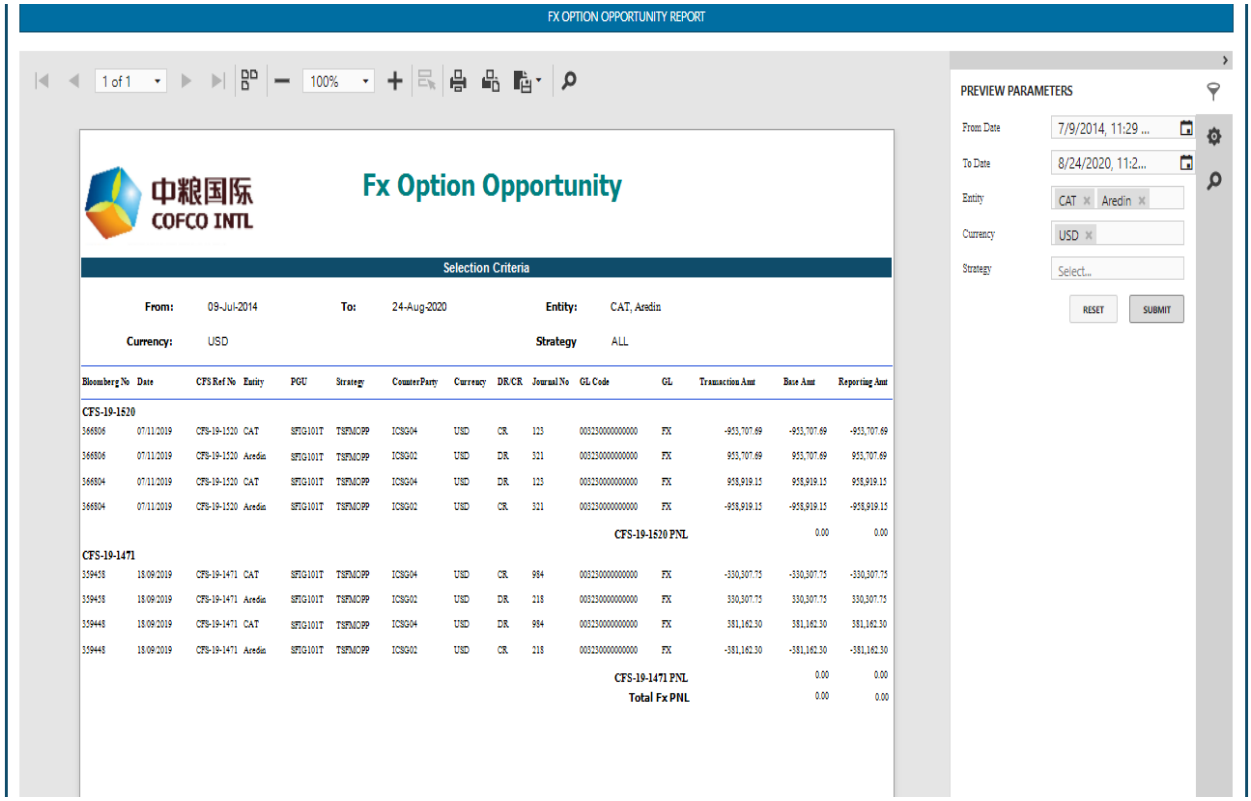

8.3.5 Bloomberg Fx Opportunity Maturity Report

Purpose: The Fx option posting report is a system that generates a report of the fx opportunity data and the PNL (profit and loss) that has been posted in Bloomberg. The data to be displayed on the report can be filtered according to the parameters: date, strategy, currency, and entity.

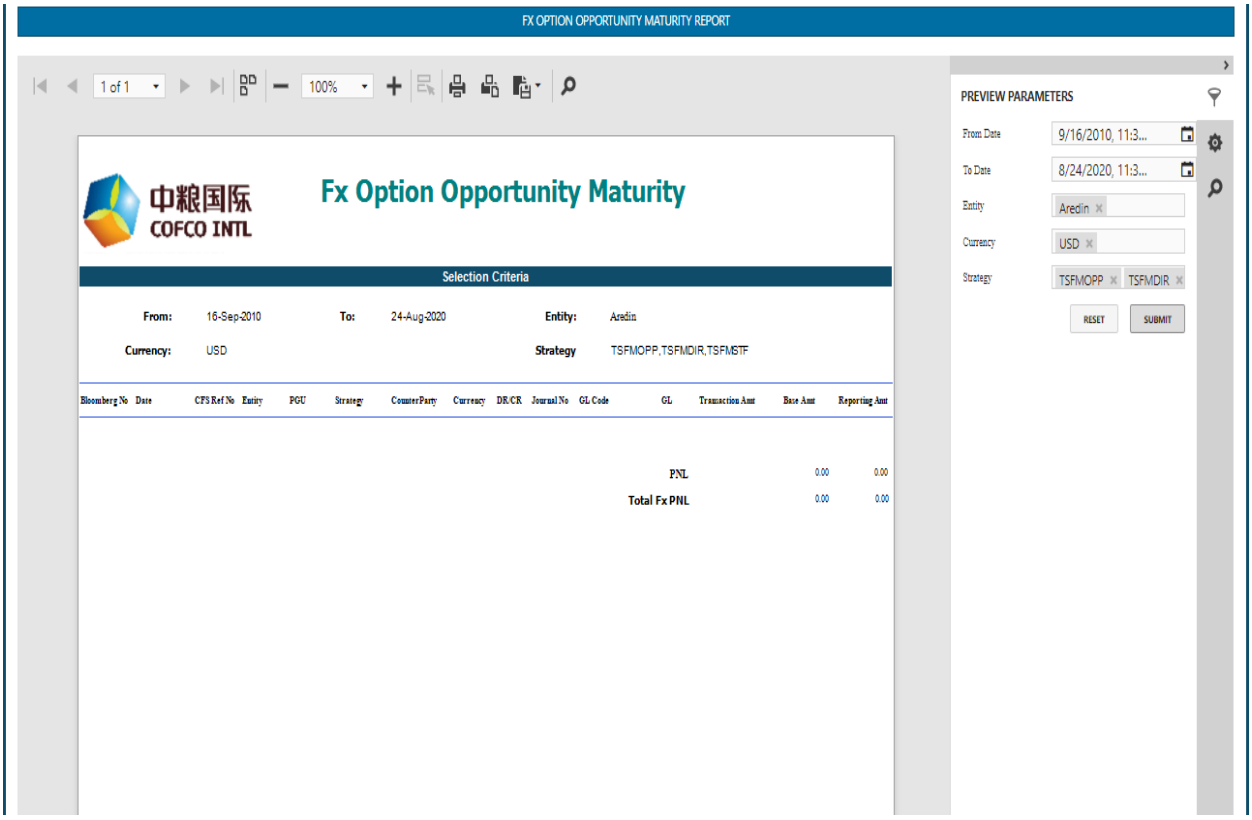

9 Reports

9.1 Operation Report

9.1.1 Open Trade Report

Purpose: The open trade report is used to view a few unfinalized trades and trade related data. The report can be filtered by some or all parameters that are provided. Multiple items can be selected from each parameter**. Even if we keep all search parameters blank, then we can also submit the trade report and display the records for all preview parameters.**

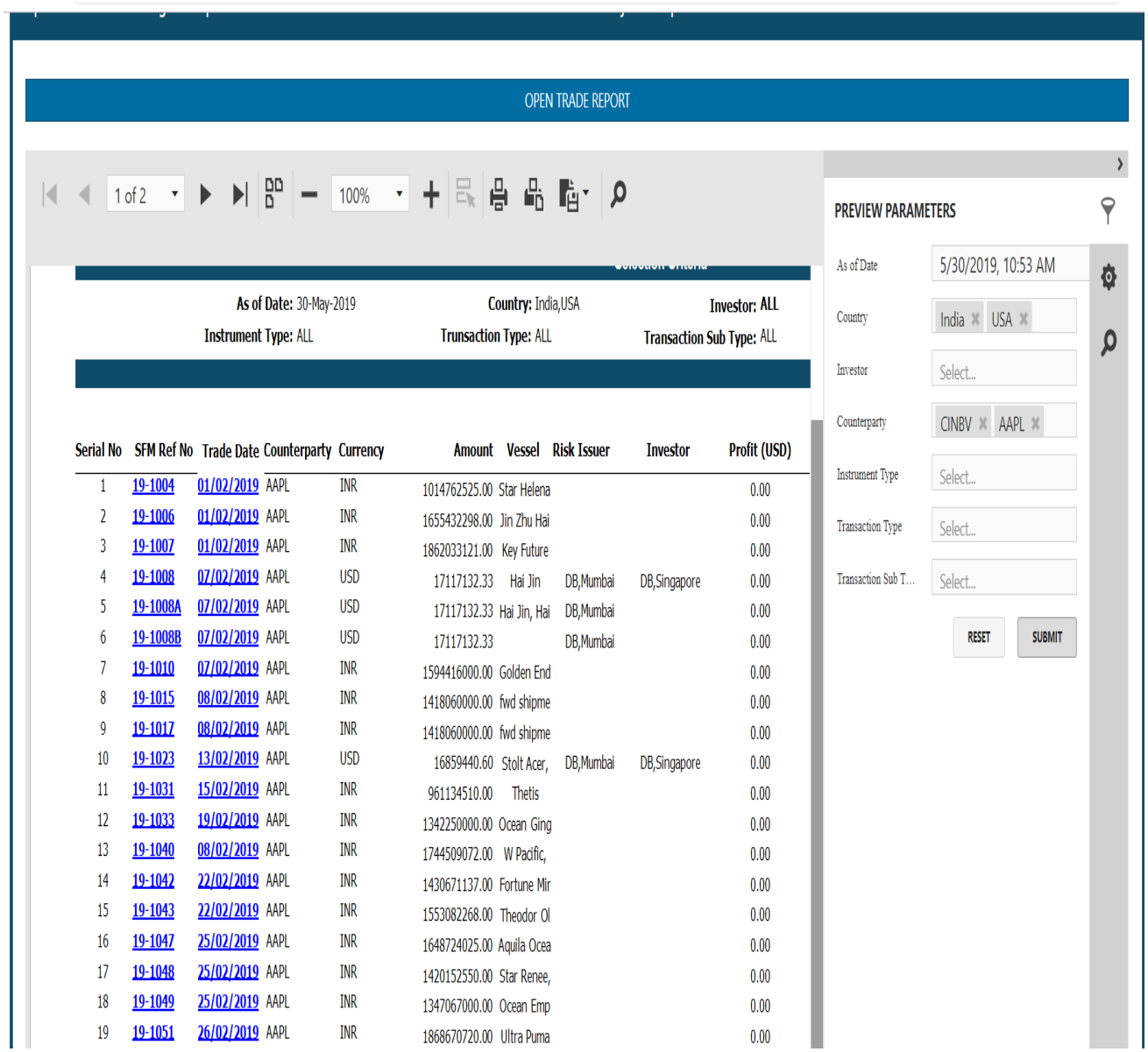

Serial No	SFM Ref No	Trade Date	Counterparty	Currency	Amount	Vessel	Risk Issuer	Investor	Profit (USD)
1	19-1004	01/02/2019	AAPL	INR	1014762525.00	Star Helena			0.00
2	19-1006	01/02/2019	AAPL	INR	1655432298.00	Jin Zhu Hai			0.00
3	19-1007	01/02/2019	AAPL	INR	1862033121.00	Key Future			0.00
4	19-1008	07/02/2019	AAPL	USD	17117132.33	Hai Jin	DB,Mumbai	DB,Singapore	0.00
5	19-1008A	07/02/2019	AAPL	USD	17117132.33	Hai Jin, Hai	DB,Mumbai		0.00
6	19-1008B	07/02/2019	AAPL	USD	17117132.33		DB,Mumbai		0.00
7	19-1010	07/02/2019	AAPL	INR	1594416000.00	Golden End			0.00
8	19-1015	08/02/2019	AAPL	INR	1418060000.00	fwd shipme			0.00
9	19-1017	08/02/2019	AAPL	INR	1418060000.00	fwd shipme			0.00
10	19-1023	13/02/2019	AAPL	USD	16859440.60	Stolt Acer,	DB,Mumbai	DB,Singapore	0.00
11	19-1031	15/02/2019	AAPL	INR	961134510.00	Thetis			0.00
12	19-1033	19/02/2019	AAPL	INR	1342250000.00	Ocean Ging			0.00
13	19-1040	08/02/2019	AAPL	INR	1744509072.00	W Pacific,			0.00
14	19-1042	22/02/2019	AAPL	INR	1430671137.00	Fortune Mir			0.00
15	19-1043	22/02/2019	AAPL	INR	1553082268.00	Theodor Ol			0.00
16	19-1047	25/02/2019	AAPL	INR	1648724025.00	Aquila Ocea			0.00
17	19-1048	25/02/2019	AAPL	INR	1420152550.00	Star Renee,			0.00
18	19-1049	25/02/2019	AAPL	INR	1347067000.00	Ocean Emp			0.00
19	19-1051	26/02/2019	AAPL	INR	1868670720.00	Ultra Puma			0.00

9.1.2 Trade Flow Report

Purpose: The open trade report is used to view a few unfinalized trades and trade related data. The report can be filtered by some or all parameters that are provided. Multiple items can be selected from each parameter

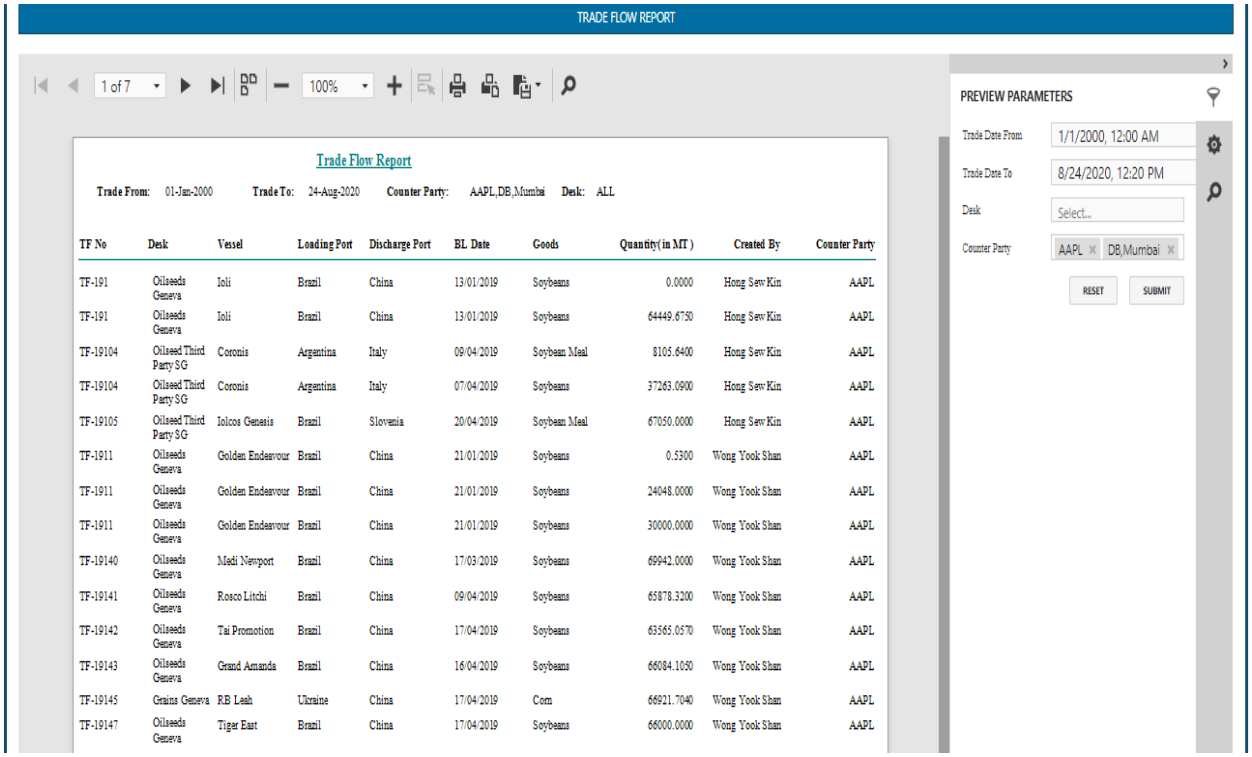

Trade Flow Report

Trade From: 01-Jan-2000 **Trade To:** 24-Aug-2020 **Counter Party:** AAPL,DB,Mumbai **Desk:** ALL

TF No	Desk	Vessel	Loading Port	Discharge Port	BL Date	Goods	Quantity(in MT)	Created By	Counter Party
TF-191	Oilseeds Geneva	Ioli	Brazil	China	13/01/2019	Soybeans	0.0000	Hong Sew Kin	AAPL
TF-191	Oilseeds Geneva	Ioli	Brazil	China	13/01/2019	Soybeans	64449.6750	Hong Sew Kin	AAPL
TF-19104	Oilseed Third Party SG	Coronis	Argentina	Italy	09/04/2019	Soybean Meal	8105.6400	Hong Sew Kin	AAPL
TF-19104	Oilseed Third Party SG	Coronis	Argentina	Italy	07/04/2019	Soybeans	37263.0900	Hong Sew Kin	AAPL
TF-19105	Oilseed Third Party SG	Iolcos Genesis	Brazil	Slovenia	20/04/2019	Soybean Meal	67050.0000	Hong Sew Kin	AAPL
TF-1911	Oilseeds Geneva	Golden Endeavour	Brazil	China	21/01/2019	Soybeans	0.5300	Wong Yook Shan	AAPL
TF-1911	Oilseeds Geneva	Golden Endeavour	Brazil	China	21/01/2019	Soybeans	24048.0000	Wong Yook Shan	AAPL
TF-1911	Oilseeds Geneva	Golden Endeavour	Brazil	China	21/01/2019	Soybeans	30000.0000	Wong Yook Shan	AAPL
TF-19140	Oilseeds Geneva	Medi Newport	Brazil	China	17/03/2019	Soybeans	69942.0000	Wong Yook Shan	AAPL
TF-19141	Oilseeds Geneva	Rosco Litchi	Brazil	China	09/04/2019	Soybeans	65878.3200	Wong Yook Shan	AAPL
TF-19142	Oilseeds Geneva	Tai Promotion	Brazil	China	17/04/2019	Soybeans	63565.0570	Wong Yook Shan	AAPL
TF-19143	Oilseeds Geneva	Grand Amanda	Brazil	China	16/04/2019	Soybeans	66084.1050	Wong Yook Shan	AAPL
TF-19145	Grains Geneva	RB Leah	Ukraine	China	17/04/2019	Corn	66921.7040	Wong Yook Shan	AAPL
TF-19147	Oilseeds Geneva	Tiger East	Brazil	China	17/04/2019	Soybeans	66000.0000	Wong Yook Shan	AAPL

9.1.3 Distribution Report

Purpose: The user can view the distribution report by investor, for several trades. The report can be filtered by some or all parameters that are provided. Multiple items can be selected from each parameter. **Even if we keep all search parameters blank, then we can also submit the trade report and**

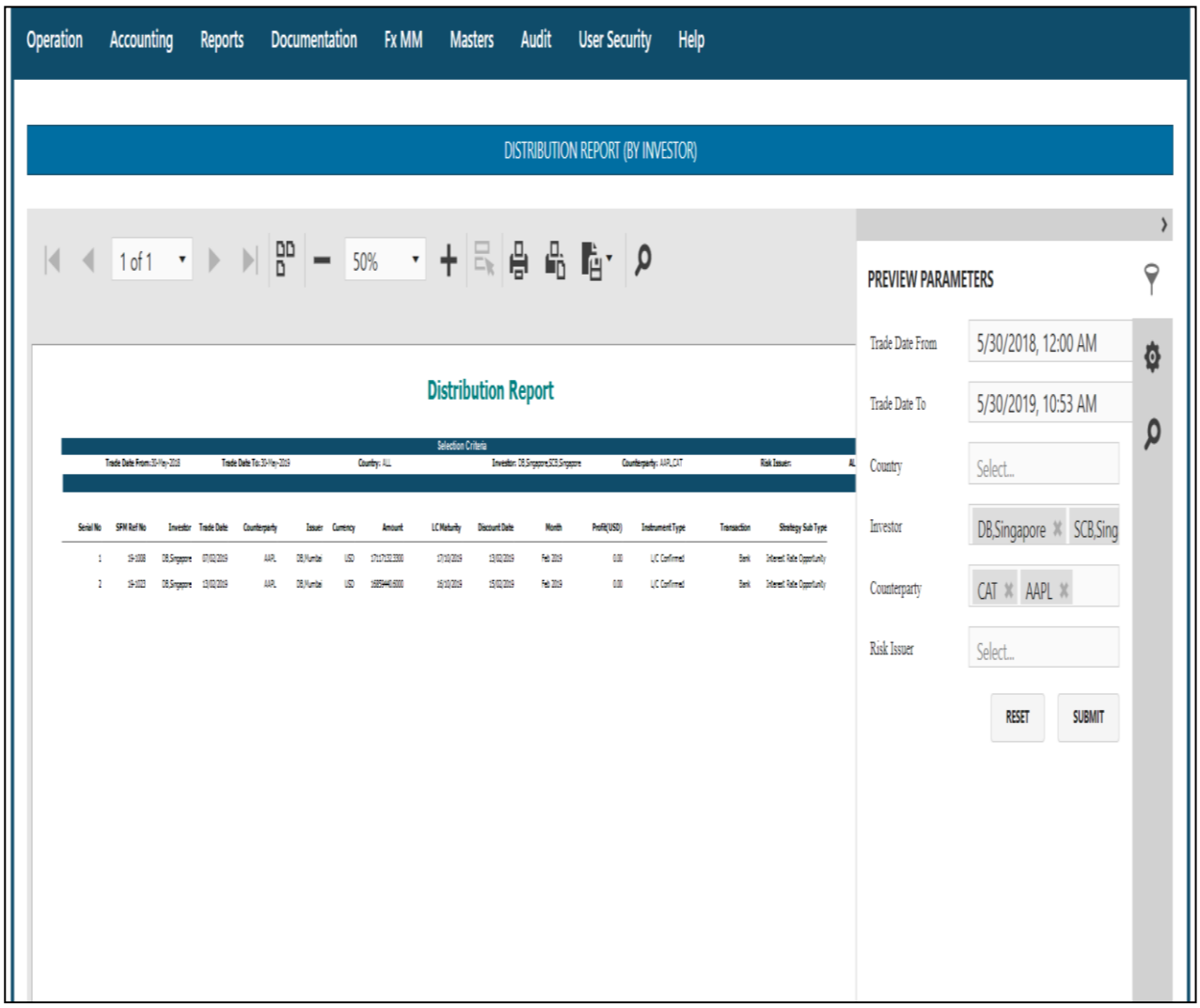

display the records for all preview parameters.

9.1.4 PNL Booking Entity Report

Purpose: This report shows the Booking Entity profit and loss details from date to date.

PNL Booking Entity Report

Selection Criteria

From Date: 07-Jun-2018 **To Date:** 07-Jun-2019 **Booking Entity:** CAT

S. No	Booking Entity	Settlement M/Year	Settlement Date	CFS Ref No	Counterparty	Vessel	Currency	Amount	Transaction Amount (USD)	Income (USD)	Income Type	Cost(USD)	Cost Type	Net Profit (USD)
	CAT													
1	CAT			19-1004	AAPL	Star Helena	INR	1014762525.00	14278352.68	-14300841.28	Realised Revenue	0.00	-	-14300841.28
2	CAT	05/2019	18/05/2019	19-1005	CINBV	Neva	INR	432653000.00	6085775.57	-6080056.03	Realised Revenue	0.00	-	-6080056.03
3	CAT	05/2019	08/05/2019	19-1006	AAPL	Jin Zhu Hai	INR	1655432298.00	23292982.95	-23995371.92	Realised Revenue	0.00	-	-48020304.72
4	CAT	05/2019	08/05/2019	19-1006	AAPL	Jin Zhu Hai	INR	1655432298.00	23292982.95	0.00	-	24024932.80	Realised Cost of	-48020304.72
5	CAT			19-1007	AAPL	Sage Danube	INR	1862033121.00	26199987.63	-14802440.70	Realised Revenue	0.00	-	-14802440.70
6	CAT			19-1008	AAPL	Hai Jin	USD	17117132.33	17117132.33	-17117132.33	Realised Revenue	0.00	-	-34253131.24
7	CAT			19-1008	AAPL	Hai Jin	USD	17117132.33	17117132.33	0.00	-	17135998.91	Realised Cost of	-34253131.24
8	CAT			19-1009	Enerfo	Hai Jin	USD	70168979.48	70168979.48	-70112880.33	Realised Revenue	0.00	-	-140281859.81
9	CAT			19-1009	Enerfo	Hai Jin	USD	70168979.48	70168979.48	0.00	-	70168979.48	Realised Cost of	-140281859.81
10	CAT			19-1011	CRSA	Ioli	USD	24748675.20	24748675.20	-24728695.80	Realised Revenue	0.00	-	-24728695.80
11	CAT			19-1012	K LALL	Torm Timothy	USD	762000.00	762000.00	-762000.00	Realised Revenue	0.00	-	-762000.00
12	CAT			19-1013	CRSA	Lowlands Patras	USD	16005879.84	16005879.84	-15993309.78	Realised Revenue	0.00	-	-15993309.78
13	CAT			19-1014	CRSA	Johanna G	USD	11824231.94	11824231.94	-11814837.34	Realised Revenue	0.00	-	-11814837.34
14	CAT	05/2019	08/05/2019	19-1018	TGM	Chem Nicholas	MYR	12419932.40	3052330.40	-2996500.14	Realised Revenue	0.00	-	-5997960.28
15	CAT	05/2019	08/05/2019	19-1018	TGM	Chem Nicholas	MYR	12419932.40	3052330.40	0.00	-	3001460.14	Realised Cost of	-5997960.28
16	CAT			19-1020	CRSA	Chem Nicholas	USD	37942285.00	37942285.00	-37911945.35	Realised Revenue	0.00	-	-37911945.35
17	CAT			19-1022A	CISPL	Neva	USD	14278511.82	14278511.82	-16833700.00	Realised Revenue	0.00	-	-16833700.00
18	CAT			19-1023	AAPL	Stolt Acer	USD	16859440.60	16859440.60	-16859440.60	Realised Revenue	0.00	-	-16859440.60
19	CAT			19-1026	CAT	Clipper Phoenix	USD	14520186.88	14520186.88	0.00	-	14520186.88	Realised Cost of	-14520186.88
20	CAT			19-1028	CRSA	Iolcos Confidenc	INR	1342250000.00	19201058.57	-19020286.81	Realised Revenue	0.00	-	-19020286.81
21	CAT			19-1030	IGL	Torm Timothy	USD	4530000.00	4530000.00	-2453750.00	Realised Revenue	0.00	-	-2453750.00
22	CAT	05/2019	18/05/2019	19-1034	CRSA	Golden Endeavo	USD	71587683.69	71587683.69	-71530456.27	Realised Revenue	0.00	-	-71530456.27
23	CAT	05/2019	08/05/2019	19-1080	AAPL	Shandong Hai C	INR	1705694490.00	23103000.00	-12722611.22	Realised Revenue	0.00	-	-49018279.43
24	CAT	05/2019	08/05/2019	19-1080	AAPL	Shandong Hai C	INR	1705694490.00	23103000.00	-11771596.04	Realised Revenue	0.00	-	-49018279.43
25	CAT	05/2019	08/05/2019	19-1080	AAPL	Shandong Hai C	INR	1705694490.00	23103000.00	0.00	-	12738123.45	Realised Cost of	-49018279.43
26	CAT	05/2019	08/05/2019	19-1080	AAPL	Shandong Hai C	INR	1705694490.00	23103000.00	0.00	-	11785948.72	Realised Cost of	-49018279.43
27	CAT	05/2019	15/05/2019	19-1099	CISPL	Maple V03 19	USD	15119649.00	15119649.00	-15107609.28	Realised Revenue	0.00	-	-15107609.28
28	CAT	05/2019	09/05/2019	19-1102	CAT	Ranger	USD	27408189.59	27408189.59	-27410287.16	Realised Revenue	0.00	-	-56898529.31
29	CAT	05/2019	09/05/2019	19-1102	CAT	Ranger	USD	27408189.59	27408189.59	-13704.09	Interest Expense	0.00	-	-56898529.31
30	CAT	05/2019	09/05/2019	19-1102	CAT	Ranger	USD	27408189.59	27408189.59	0.00	-	1040026.28	Interest Expens	-56898529.31
31	CAT	05/2019	09/05/2019	19-1102	CAT	Ranger	USD	27408189.59	27408189.59	0.00	-	27408189.59	Realised Cost of	-56898529.31
32	CAT	05/2019	09/05/2019	19-1102	CAT	Ranger	USD	27408189.59	27408189.59	-1026322.19	Interest Expense	0.00	-	-56898529.31
33	CAT	05/2019	09/05/2019	19-1103	CAT	Evmilos	USD	26949934.14	26949934.14	0.00	-	26949934.14	Realised Cost of	-55947205.58
34	CAT	05/2019	09/05/2019	19-1103	CAT	Evmilos	USD	26949934.14	26949934.14	-26951996.64	Realised Revenue	0.00	-	-55947205.58
35	CAT	05/2019	09/05/2019	19-1103	CAT	Evmilos	USD	26949934.14	26949934.14	-13474.97	Interest Expense	0.00	-	-55947205.58
36	CAT	05/2019	09/05/2019	19-1103	CAT	Evmilos	USD	26949934.14	26949934.14	0.00	-	1022637.40	Interest Expens	-55947205.58

Friday, June 7, 2019 Page 1 of 2

9.1.5 PNL Settlement Report

Purpose: This report is used to trace the profit and loss details with Country-wise selection.

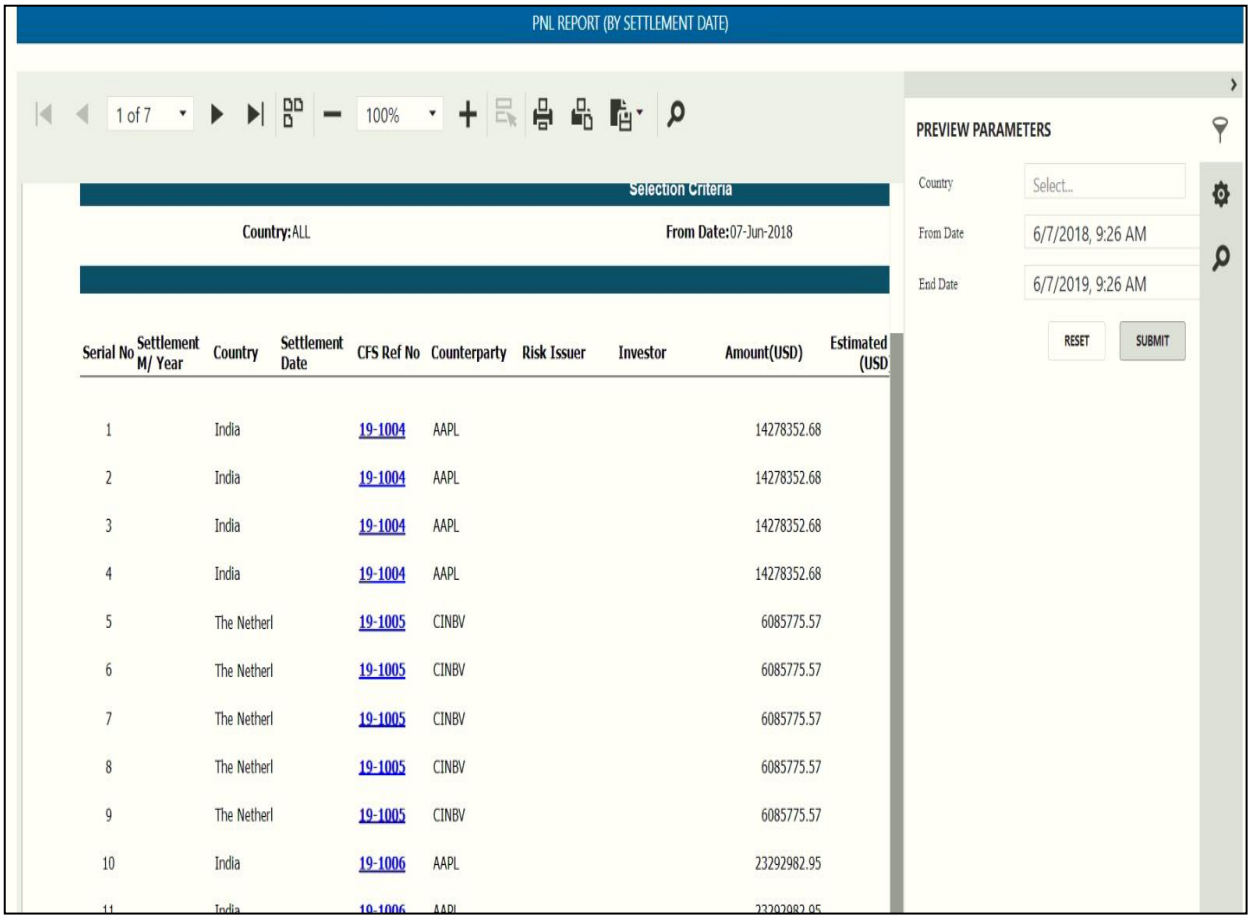

9.1.6 PNL Counterparty Report

Purpose: This report is used view the profit and loss details of a trade based on Country and Counterparty.

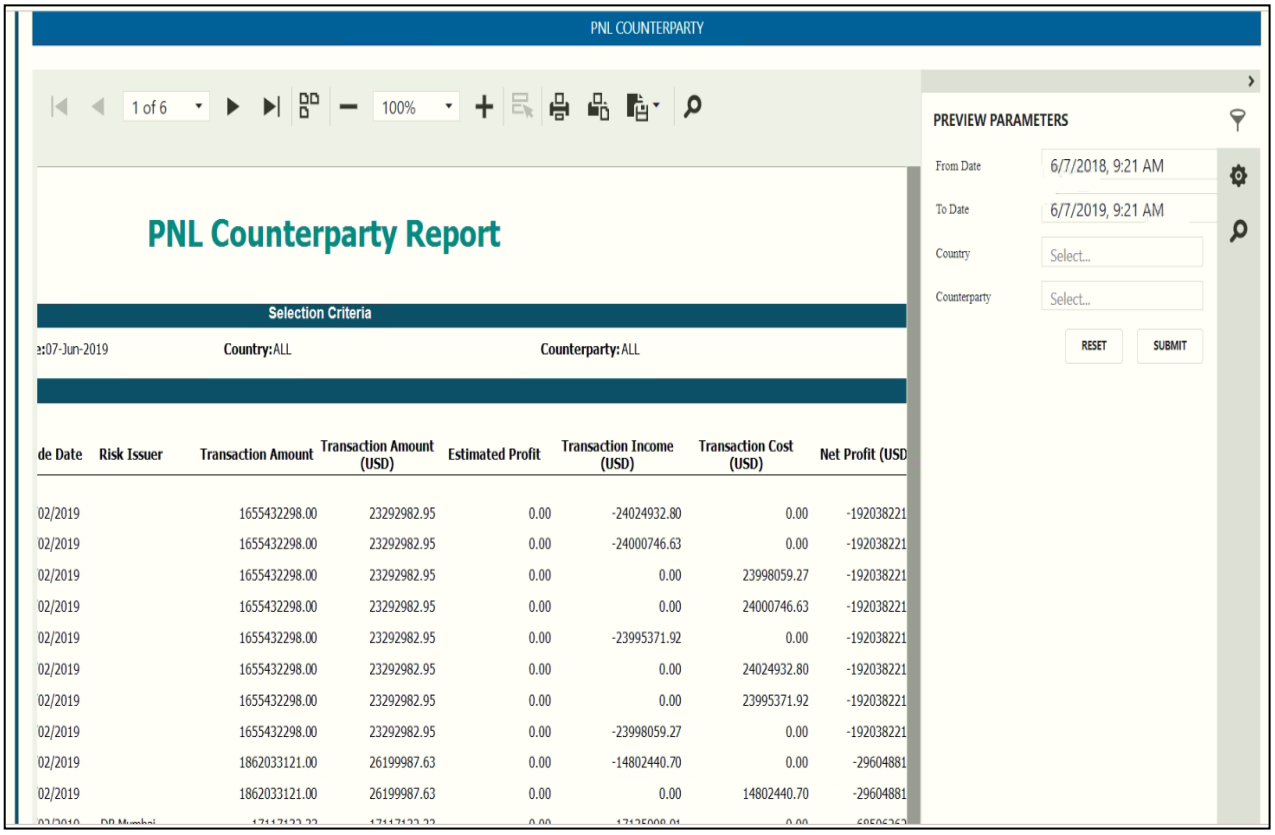

de Date	Risk Issuer	Transaction Amount	Transaction Amount (USD)	Estimated Profit	Transaction Income (USD)	Transaction Cost (USD)	Net Profit (USD
02/2019		1655432298.00	23292982.95	0.00	-24024932.80	0.00	-192038221
02/2019		1655432298.00	23292982.95	0.00	-24000746.63	0.00	-192038221
02/2019		1655432298.00	23292982.95	0.00	0.00	23998059.27	-192038221
02/2019		1655432298.00	23292982.95	0.00	0.00	24000746.63	-192038221
02/2019		1655432298.00	23292982.95	0.00	-23995371.92	0.00	-192038221
02/2019		1655432298.00	23292982.95	0.00	0.00	24024932.80	-192038221
02/2019		1655432298.00	23292982.95	0.00	0.00	23995371.92	-192038221
02/2019		1655432298.00	23292982.95	0.00	-23998059.27	0.00	-192038221
02/2019		1862033121.00	26199987.63	0.00	-14802440.70	0.00	-29604881
02/2019		1862033121.00	26199987.63	0.00	0.00	14802440.70	-29604881

9.1.7 Trade Turnover Report

Purpose: This report is used to obtain the Trade Turnover details for all Countries and Investors.

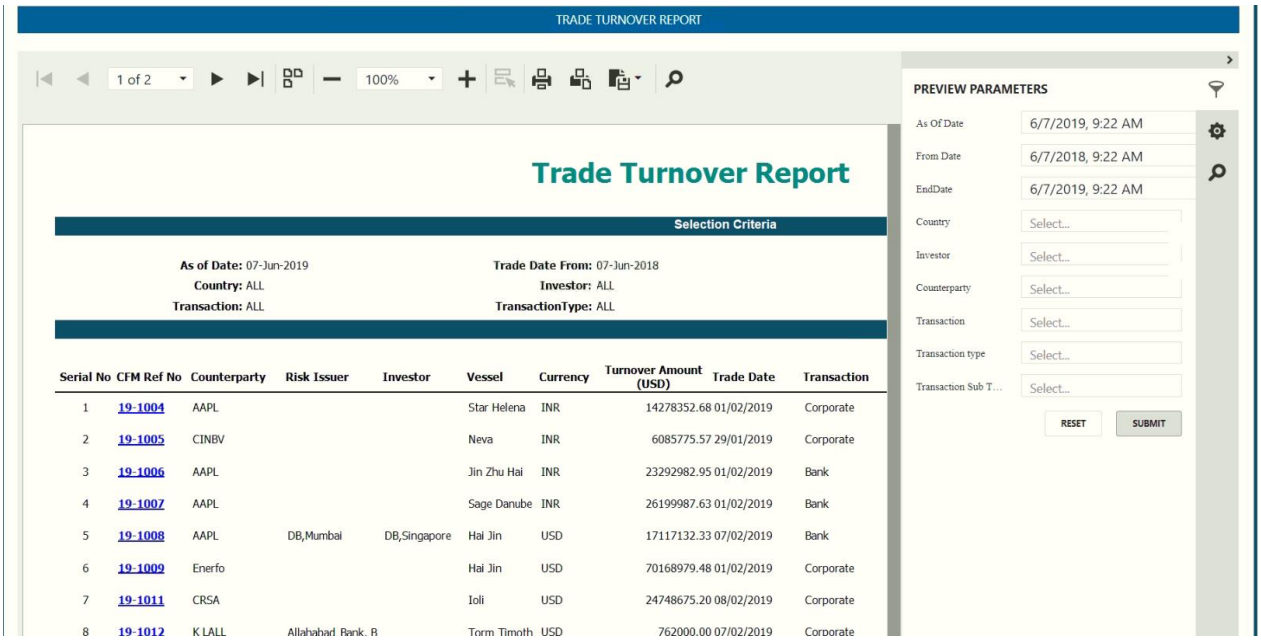

Serial No	CFM Ref No	Counterparty	Risk Issuer	Investor	Vessel	Currency	Turnover Amount (USD)	Trade Date	Transaction
1	19-1004	AAPL			Star Helena	INR	14278352.68	01/02/2019	Corporate
2	19-1005	CINBV			Neva	INR	6085775.57	29/01/2019	Corporate
3	19-1006	AAPL			Jin Zhu Hai	INR	23292982.95	01/02/2019	Bank
4	19-1007	AAPL			Sage Danube	INR	26199987.63	01/02/2019	Bank
5	19-1008	AAPL	DB,Mumbai	DB,Singapore	Hai Jin	USD	17117132.33	07/02/2019	Bank
6	19-1009	Enerfo			Hai Jin	USD	70168979.48	01/02/2019	Corporate
7	19-1011	CRSA			Ioli	USD	24748675.20	08/02/2019	Corporate
8	19-1012	K LALL	Allahabad Bank, B		Torm Timoth	USD	762000.00	07/02/2019	Corporate

9.1.8 Voided Trade Report

Purpose: This report is used to show list of voided Trade. User need to put value of From Date, To Date as a parameter & Report will be shown.

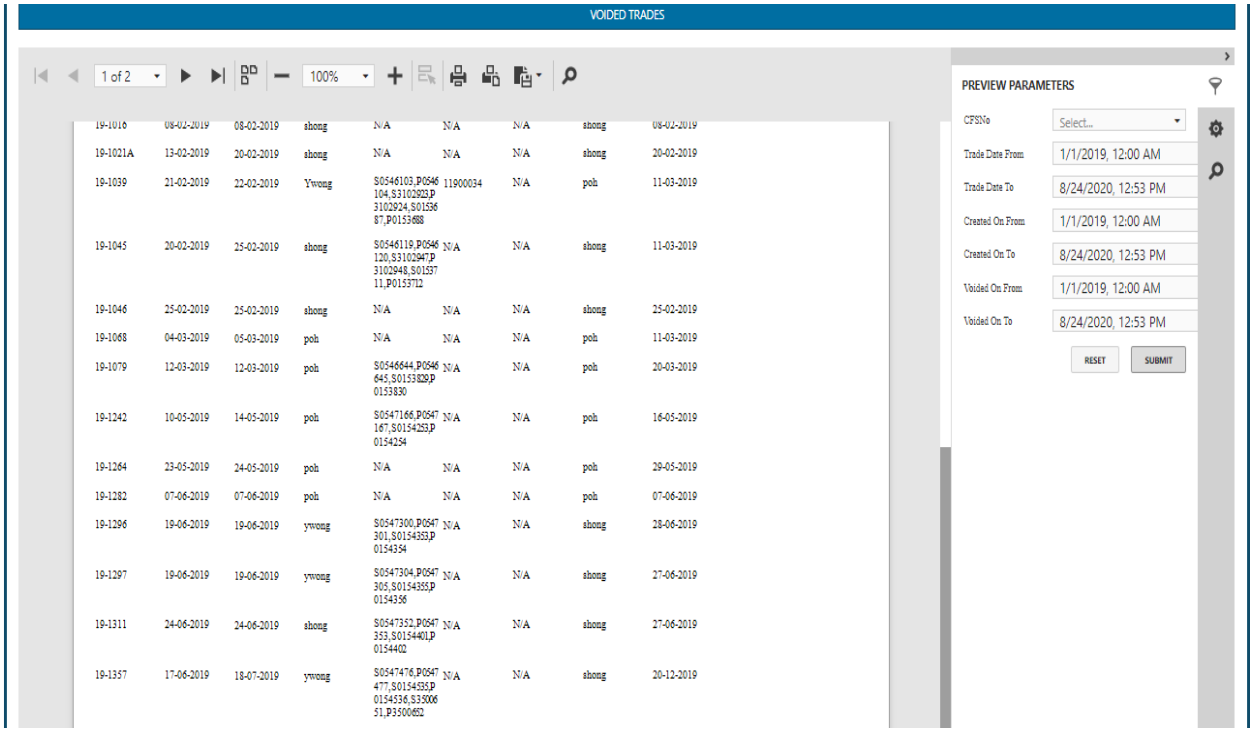

9.2 Accounting Reports

9.2.2 PNL Detailed Report

Purpose: This report is used to show the total income and cost by Booking entities with the detailed Profit and loss records for each trade.

PNL DETAILED REPORT

1 of 1 100%

Profit & Loss Detailed Report

Selection Criteria

Report run Date & Time: 24/08/2020 1:09 PM

From Date: 05-Jan-2016 **To Date:** 24-Aug-2020 **Booking Entity:** CAT, CRSA, AAPL, CA..., CISPL, CINBV, NASA

Transaction Type: FX Opportunity,Interest Rate...trational,Import Performance **Transaction Sub Type:** FX Opportunity MYO MYR

				Trade Accounting		Bloomberg Accounting			
Serial No	CFS Ref No	Currency	Base Amount (USD)	Income (USD)	Cost (USD)	DF (USD)	NDF (USD)	Option (USD)	Total Profit/Loss (USD)
CAT									
1	19-1018	MYR	3,052,330.40	-2,996,500.14	3,001,460.14	0.00	0.00	0.00	4,960.00
2	19-1286	MYR	6,427,859.64	-6,424,025.11	6,432,417.90	0.00	0.00	0.00	8,392.79
3	19-1287	MYR	28,033,645.76	-28,018,833.02	28,048,908.21	0.00	0.00	0.00	30,075.19
4	19-1318	MYR	1,960,012.32	-1,966,646.11	1,970,625.70	0.00	0.00	0.00	3,979.59
5	19-1322	MYR	7,401,459.30	-7,384,521.10	7,393,910.19	0.00	0.00	0.00	9,389.09
6	19-1323	MYR	4,418,573.65	-4,416,373.89	4,422,760.31	0.00	0.00	0.00	6,386.42
7	19-1324	MYR	21,175,838.82	-21,219,276.07	21,242,554.13	0.00	0.00	0.00	23,278.06
8	19-1325	MYR	10,274,167.28	-10,303,455.39	10,315,772.36	0.00	0.00	0.00	12,316.97
9	19-1326	MYR	6,776,812.66	-6,798,388.26	6,807,151.93	0.00	0.00	0.00	8,763.67
10	19-1327	MYR	7,700,000.00	-7,759,578.68	7,769,344.59	0.00	0.00	0.00	9,765.91
11	19-1328	MYR	7,240,658.96	-7,368,203.39	7,377,612.56	0.00	0.00	0.00	9,409.17
12	19-1356	MYR	11,996,379.32	-11,958,721.71	11,971,628.31	0.00	0.00	0.00	12,906.60
			Total as per legal entity:	**-116,614,522.87**	**116,754,146.33**	**0.00**	**0.00**	**0.00**	**139,623.46**

9.2.3 Customizable Transaction Report

Purpose: This report is used to show the total income and cost by Booking entities with the detailed Profit and loss records for each trade.

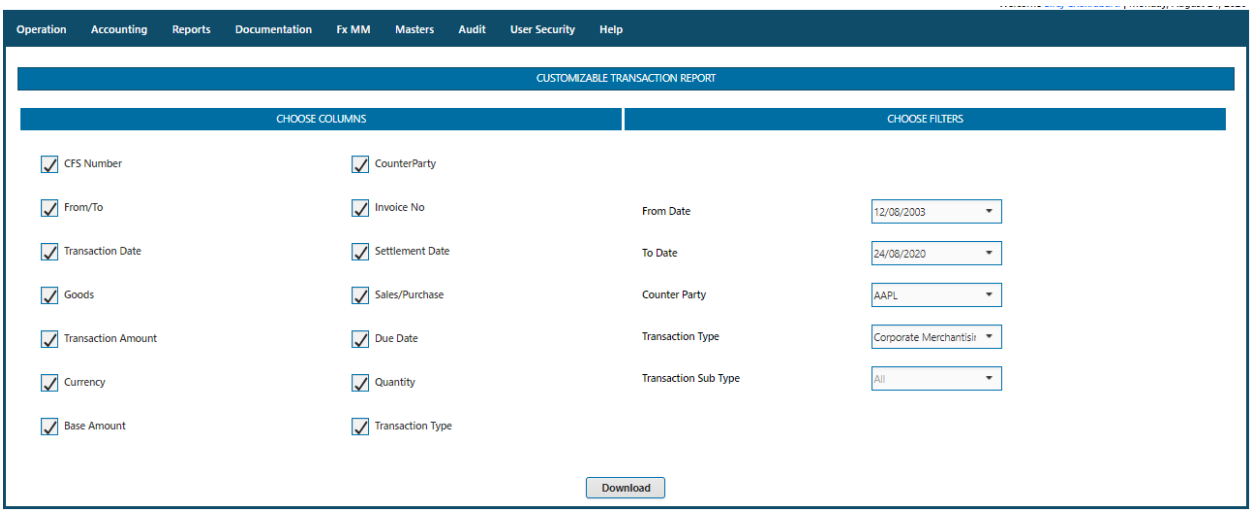

1											
2	Period	12-Aug-2003 to 24-Aug-2020									
3	Booking Entity	All									
4	Transaction Type	All									
5	Transaction sub Type	All									
6											
7	Serial No	CFS No	Counter Party	From/To	Invoice	Tansaction Date	Settlement Date	Quantity	Goods	Sales/Purchases	Currency
8	1	19-1004	AAPL	CINBV	3099006	14-Feb-2019	23-Sep-2019	(62,351.0000)	Corn	Purchases	INR
9	2	19-1004	AAPL	CAT				62,351.0000	Corn	Sales	INR
10	3	19-1004	Aredin	CAT	11900017	14-Feb-2019	23-Sep-2019	(62,351.0000)	Corn	Purchases	INR
11	4	19-1004	Aredin	CINBV	22200013	14-Feb-2019	23-Sep-2019	62,351.0000	Corn	Sales	INR
12	5	19-1004	CAT	Aredin	11900017	14-Feb-2019	23-Sep-2019	62,351.0000	Corn	Sales	INR
13	6	19-1004	CAT	AAPL				(62,351.0000)	Corn	Purchases	INR
14	7	19-1004	CINBV	Aredin	22200013	14-Feb-2019	23-Sep-2019	(62,351.0000)	Corn	Purchases	INR
15	8	19-1004	CINBV	AAPL	3099006	14-Feb-2019	23-Sep-2019	62,351.0000	Corn	Sales	INR
16	9	19-1005	AAPL	CINBV	3099002	01-Feb-2019	15-Oct-2019	(29,900.0000)	Corn	Purchases	INR
17	10	19-1005	AAPL	CAT				29,900.0000	Corn	Sales	INR
18	11	19-1005	Aredin	CAT	1190002	01-Feb-2019	15-Oct-2019	(29,900.0000)	Corn	Purchases	INR
19	12	19-1005	Aredin	CINBV	2220002	01-Feb-2019	15-Oct-2019	29,900.0000	Corn	Sales	INR
20	13	19-1005	CAT	AAPL				(29,900.0000)	Corn	Purchases	INR
21	14	19-1005	CAT	Aredin	1190002	01-Feb-2019	15-Oct-2019	29,900.0000	Corn	Sales	INR
22	15	19-1005	CINBV	AAPL	3099002	01-Feb-2019	15-Oct-2019	29,900.0000	Corn	Sales	INR
23	16	19-1005	CINBV	Aredin	2220002	01-Feb-2019	15-Oct-2019	(29,900.0000)	Corn	Purchases	INR
24	17	19-1006	AAPL	CINBV	31083	11-Apr-2019	10-Dec-2019	(61,786.0000)	Soybeans	Purchases	INR
25	18	19-1006	AAPL	CAT				61,786.0000	Soybeans	Sales	INR

9.2.4 Customizable Profit & Loss Summary Report

Purpose: This report is used to summarize the profit and loss records for all the Booking entities and the grand total for income and cost is shown at the bottom. I.e. it is now classified by Booking entity, as is the case in Profit and loss detail Report.

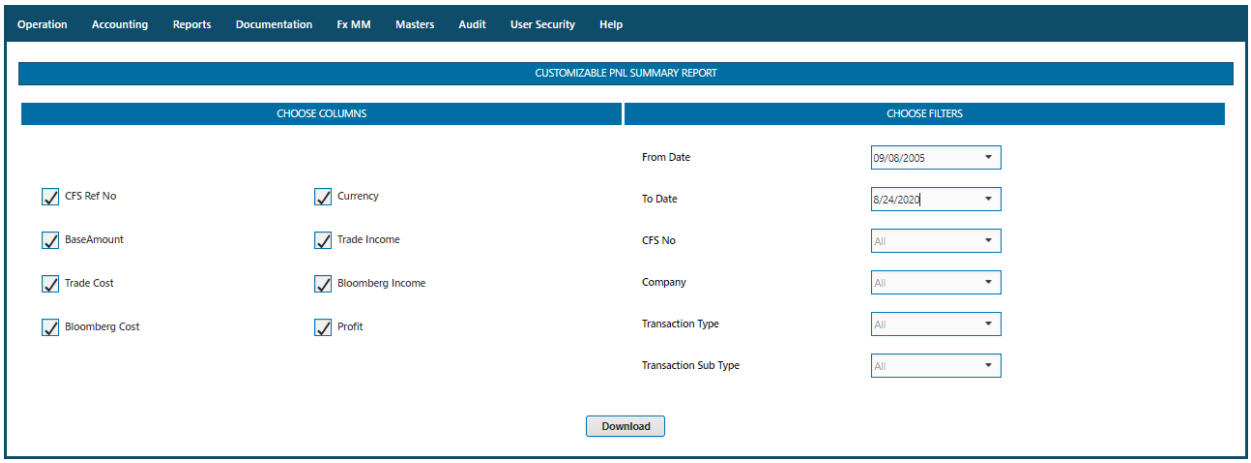

1									
2	Period	09-Aug-2005 to 24-Aug-2020							
3	CFS No	All							
4	Booking Entity	All							
5	Transaction Type	All							
6	Transaction sub Type	All							
7									
8	Serial No	CFS No	Currency	Base Amount	Trade Income	Trade Cost	Bloomberg Income	Bloomberg Cost	Profit
9	1	19-1004	INR	1,42,78,352.68	0.00	0.00	(8,52,37,711.02)	8,52,00,095.82	(37,615.20)
10	2	19-1010	INR	2,28,08,325.58	0.00	0.00	(13,39,30,052.50)	13,38,63,083.72	(66,968.78)
11	3	19-1015	INR	2,71,40,229.51	(5,43,31,465.87)	5,43,61,508.67	0.00	0.00	30,042.80
12	4	19-1017	INR	2,82,02,102.24	(5,64,57,206.99)	5,64,88,425.23	0.00	0.00	31,218.24
13	5	19-1018	MYR	30,52,330.40	(59,97,960.28)	59,99,922.85	0.00	0.00	1,962.57
14	6	19-1027	INR	1,92,01,058.57	0.00	0.00	(7,58,39,566.49)	7,58,45,119.64	5,553.15
15	7	19-1028	INR	1,92,01,058.57	0.00	0.00	(7,79,32,213.93)	7,79,37,758.79	5,544.86
16	8	19-1033	INR	1,92,01,058.57	0.00	0.00	(7,78,85,685.43)	7,78,91,303.83	5,618.40
17	9	19-1040	INR	2,44,68,918.14	0.00	0.00	(14,60,52,864.39)	14,59,99,120.81	(53,743.58)
18	10	19-1042	INR	2,04,65,934.29	0.00	0.00	(8,28,78,405.30)	8,28,83,005.82	4,600.52
19	11	19-1043	INR	2,22,17,041.24	0.00	0.00	(9,34,83,235.74)	9,34,89,601.88	6,366.14
20	12	19-1047	INR	2,35,85,208.85	0.00	0.00	(13,63,19,006.77)	13,62,88,847.79	(30,158.98)
21	13	19-1048	INR	2,03,15,464.55	0.00	0.00	(8,44,80,349.20)	8,44,85,874.94	5,525.74
22	14	19-1049	INR	1,92,69,966.38	0.00	0.00	(5,78,13,769.25)	5,81,77,474.94	3,63,705.69
23	15	19-1053	INR	1,96,80,328.54	0.00	0.00	(12,03,82,269.08)	12,03,42,072.05	(40,197.03)
24	16	19-1078	INR	2,70,41,912.82	0.00	0.00	(12,53,36,450.99)	12,53,34,471.84	(1,979.15)
25	17	19-1081	INR	2,60,21,585.77	0.00	0.00	(8,97,58,986.79)	8,99,24,849.38	1,65,862.59

9.2.5 Customizable Profit & Loss Details Report

Purpose: This report is used to customize the profit and loss records for all the Booking entities and the grand total for income and cost is shown at the bottom. I.e. it is now classified by Booking entity, as is the case in Profit and loss detail Report.

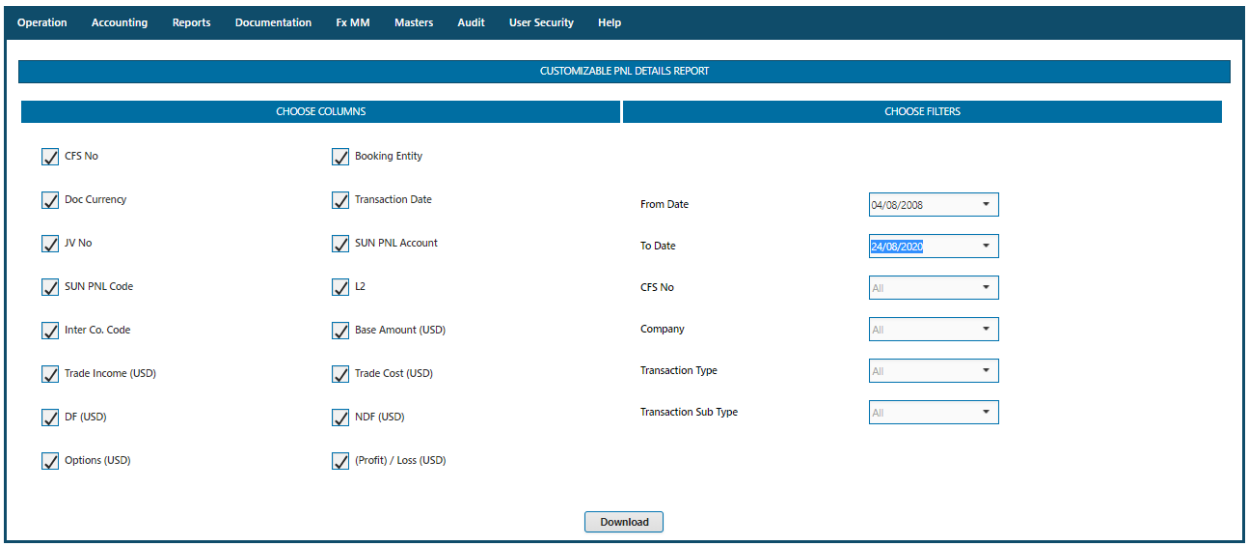

1											
2	Period	04-Aug-2008 to 24-Aug-2020									
3	CFS No	All									
4	Booking Entity	All									
5	Transaction Type	All									
6	Transaction sub Type	All									
7											
8	Serial No	CFS No	Booking Entity	Doc Currency	Transaction Date	JV No	SUN PNL Account	SUN PNL Code	L2	Inter Co. Code	Base Amou
9	1	19-1004	Aredin	INR	23-Sep-2019	1773	007210105000000	Realised Cost of Sales Foreign Exchange Contracts	TSFMOPP	CAT	1,42
10	2	19-1004	Aredin	INR	23-Sep-2019	1773	007210105000000	Realised Cost of Sales Foreign Exchange Contracts	TSFMOPP	CAT	1,42
11	3	19-1004	Aredin	INR	23-Sep-2019	1774	007210105000000	Realised Cost of Sales Foreign Exchange Contracts	TSFMOPP	CINBV	1,42
12	4	19-1004	Aredin	INR	23-Sep-2019	1774	007210105000000	Realised Cost of Sales Foreign Exchange Contracts	TSFMOPP	CINBV	1,42
13	5	19-1004	CAT	INR	23-Sep-2019	6465	007210105000000	Realised Cost of Sales Foreign Exchange Contracts	TSFMOPP	000	1,42
14	6	19-1004	CAT	INR	23-Sep-2019	6469	007210105000000	Realised Cost of Sales Foreign Exchange Contracts	TSFMOPP	000	1,42
15	7	19-1004	CAT	INR	23-Sep-2019	6469	007210105000000	Realised Cost of Sales Foreign Exchange Contracts	TSFMOPP	000	1,42
16	8	19-1004	CAT	INR	23-Sep-2019	6459	007210105000000	Realised Cost of Sales Foreign Exchange Contracts	TSFMOPP	000	1,42
17	9	19-1004	CAT	INR	23-Sep-2019	6459	007210105000000	Realised Cost of Sales Foreign Exchange Contracts	TSFMOPP	000	1,42
18	10	19-1004	CAT	INR	23-Sep-2019	6465	007210105000000	Realised Cost of Sales Foreign Exchange Contracts	TSFMOPP	AAPL	1,42
19	11	19-1004	CAT	INR	23-Sep-2019	6460	007210105000000	Realised Cost of Sales Foreign Exchange Contracts	TSFMOPP	Aredin	1,42
20	12	19-1004	CAT	INR	23-Sep-2019	6460	007210105000000	Realised Cost of Sales Foreign Exchange Contracts	TSFMOPP	Aredin	1,42
21	13	19-1005	AAPL	INR	01-Feb-2019		007210203000000	Realised Cost of Sales Physical	TSFMOPP	CINBV	60
22	14	19-1005	Aredin	INR	01-Feb-2019		007210203000000	Realised Cost of Sales Physical	TSFMOPP	CAT	60
23	15	19-1005	Aredin	INR	01-Feb-2019		006210204000000	Realised Revenue Physical Sales	TSFMOPP	CINBV	60
24	16	19-1005	CAT	INR	01-Feb-2019		006210204000000	Realised Revenue Physical Sales	TSFMOPP	Aredin	60
25	17	19-1005	CINBV	INR	01-Feb-2019		006210204000000	Realised Revenue Physical Sales	TSFMOPP	AAPL	60

9.2.6 Profit & Loss Summary Report

Purpose: This report is used to summarize the profit and loss records for all the Booking entities and the grand total for income and cost is shown at the bottom. I.e. it is now classified by Booking entity, as is the case in Profit and loss detail Report

PNL SUMMARY REPORT

1 of 9 100%

Profit & Loss Summary Report

Selection Criteria

Report run Date & Time: 24/08/2020 01:23 PM

From Date: 10-Aug-2017 **To Date:** 24-Aug-2020 **Booking Entity:** ALL

CFS No: ALL **Transaction Type:** ALL **Transaction Sub Type:** ALL

				Trade Accounting		Bloomberg		
Serial No	CFS Ref No	Currency	Base Amount (USD)	Income (USD)	Cost (USD)	Income (USD)	Cost (USD)	Profit (USD)
1	19-1004	INR	14,278,352.68	0.00	0.00	-85,237,711.02	85,200,095.82	-37,615.20
2	19-1010	INR	22,808,325.58	0.00	0.00	-133,930,052.50	133,863,083.72	-66,968.78
3	19-1015	INR	27,140,229.51	-54,331,465.87	54,361,508.67	0.00	0.00	30,042.80
4	19-1017	INR	28,202,102.24	-56,457,206.99	56,488,425.23	0.00	0.00	31,218.24
5	19-1018	MYR	3,052,330.40	-5,997,960.28	5,999,922.85	0.00	0.00	1,962.57
6	19-1027	INR	19,201,058.57	0.00	0.00	-75,839,566.49	75,845,119.64	5,553.15
7	19-1028	INR	19,201,058.57	0.00	0.00	-77,932,213.93	77,937,758.79	5,544.86
8	19-1033	INR	19,201,058.57	0.00	0.00	-77,885,685.43	77,891,303.83	5,618.40
9	19-1040	INR	24,468,918.14	0.00	0.00	-146,052,864.39	145,999,120.81	-53,743.58
10	19-1042	INR	20,465,934.29	0.00	0.00	-82,878,405.30	82,883,005.82	4,600.52
11	19-1043	INR	22,217,041.24	0.00	0.00	-93,483,235.74	93,489,601.88	6,366.14
12	19-1047	INR	23,585,208.85	0.00	0.00	-136,319,006.77	136,288,847.79	-30,158.98
13	19-1048	INR	20,315,464.55	0.00	0.00	-84,480,349.20	84,485,874.94	5,525.74
14	19-1049	INR	19,269,966.38	0.00	0.00	-57,813,769.25	58,177,474.94	363,705.69
15	19-1053	INR	19,680,328.54	0.00	0.00	-120,382,269.08	120,342,072.05	-40,197.03

9.3 Management Reports

9.3.2 Origination Distribution Reconciliation Report

Purpose: The purpose of this report is to display the trade origination data and the total amounts for each of the monetary fields are also displayed. The trade records are classified by Country.

ORIGINATION DISTRIBUTION RECONCILIATION REPORT

1 of 16 100%

Origination-Distribution Reconciliation Report

Selection Criteria

As of Date: 24-Aug-2020 **Booking Entity:** ALL **Country:** ALL **Report run Date & Time:** 24/08/2020 01:24 PM

Transactions: ALL **Transaction Type:** ALL **Transaction Sub Type:** ALL **Counterparty:** ALL

Serial No	Country	Counterparty	Transaction	CFS Ref No	Trade Date	Risk Issuer	Amount	Amount (USD)	Instrument Type	Payment Date	USD At Open
	Brazil										
1	Brazil	CATTH	Bank	19-1168	10/04/2019		523828350.00	16470000.00	Collection		
						Total as per Country:	**523828350.00**	**16470000.00**			**0**
	China										
2	China	CATSHA	Bank	19-1264	23/05/2019		98849861.50	14295611.02	Open A/C		
3	China	CATSHA	Bank	19-1269	23/05/2019		98849861.50	14295611.01	Open A/C		
4	China	CATSHA	Bank	19-1285	10/06/2019		95601400.00	13836025.24	Open A/C		
5	China	CATSHA	Bank	19-1308	06/06/2019		96380177.31	13939253.04	Open A/C		
6	China	CATSHA	Bank	19-1319	12/06/2019		98714000.00	14280506.32	Open A/C		
7	China	CATSHA	Bank	19-1320	06/06/2019		88599929.55	12814012.92	Open A/C		
8	China	CATSHA	Bank	19-1329	24/06/2019		90122870.00	13096399.04	Open A/C		
9	China	CATSHA	Bank	19-1379	05/08/2019		82599540.03	11932039.00	Sight		
10	China	CATSHA	Bank	19-1380	05/08/2019		95525558.67	13799286.19	Sight		
11	China	CATSHA	Bank	19-1382	05/08/2019		186758000.00	26978403.76	Sight		
12	China	CATSHA	Bank	19-1393	07/08/2019		111100280.00	15872375.56	Sight		
13	China	CATSHA	Bank	19-1401	05/08/2019		82599540.03	11932039.00	Sight		
14	China	CATSHA	Bank	19-1545	11/10/2019		99758235.94	14091539.55	Open A/C		
15	China	Aredin	Bank	20-1011	01/01/2020		0.00	0.00	Administration		

9.3.3 PNL Report by All Transaction

Purpose: The purpose of this report is to display all the trade data by primarily Transaction, Transaction type, Transaction Sub Type.

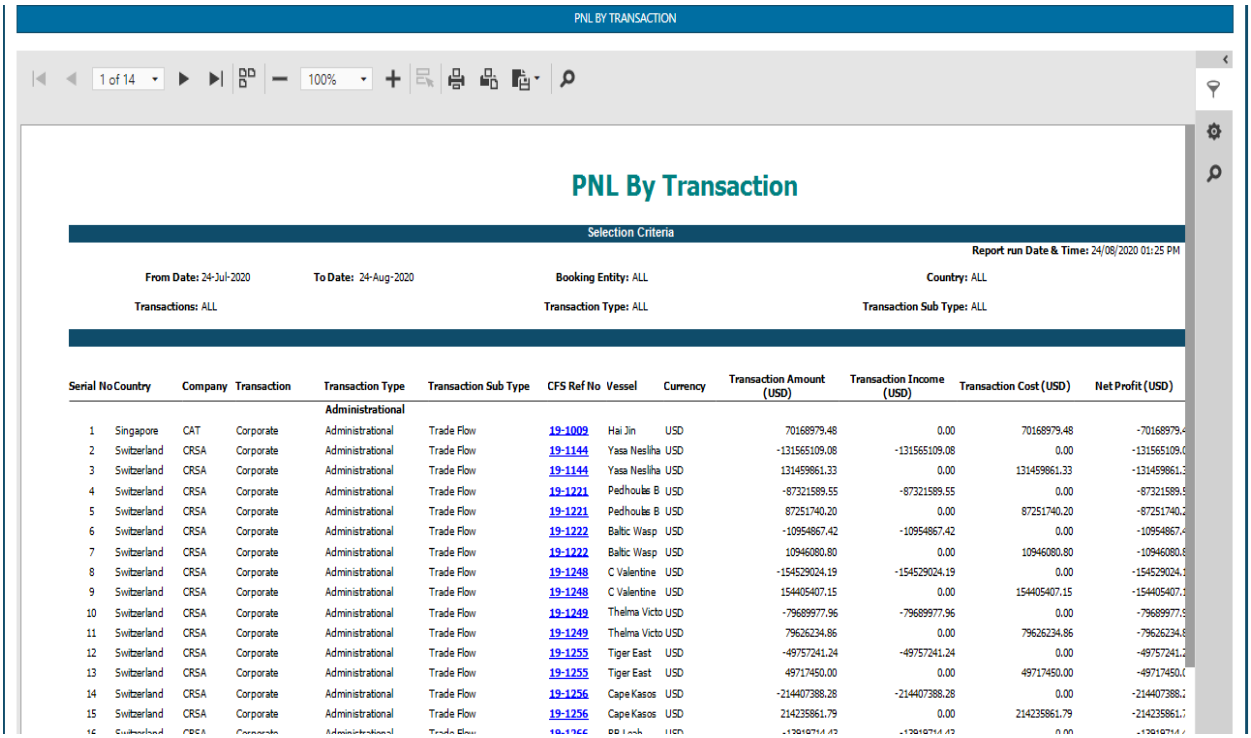

PNL BY TRANSACTION

1 of 14 100%

PNL By Transaction

Selection Criteria

Report run Date & Time: 24/08/2020 01:25 PM

From Date: 24-Jul-2020 To Date: 24-Aug-2020 Booking Entity: ALL Country: ALL

Transactions: ALL Transaction Type: ALL Transaction Sub Type: ALL

Serial No	Country	Company	Transaction	Transaction Type	Transaction Sub Type	CFS Ref No	Vessel	Currency	Transaction Amount (USD)	Transaction Income (USD)	Transaction Cost (USD)	Net Profit (USD)
				Administrational								
1	Singapore	CAT	Corporate	Administrational	Trade Flow	19-1009	Hai Jin	USD	70168979.48	0.00	70168979.48	-70168979.
2	Switzerland	CRSA	Corporate	Administrational	Trade Flow	19-1144	Yasa Nesliha	USD	-131565109.08	-131565109.08	0.00	-131565109.
3	Switzerland	CRSA	Corporate	Administrational	Trade Flow	19-1144	Yasa Nesliha	USD	131459861.33	0.00	131459861.33	-131459861.
4	Switzerland	CRSA	Corporate	Administrational	Trade Flow	19-1221	Pedhoulas B	USD	-87321589.55	-87321589.55	0.00	-87321589.
5	Switzerland	CRSA	Corporate	Administrational	Trade Flow	19-1221	Pedhoulas B	USD	87251740.20	0.00	87251740.20	-87251740.
6	Switzerland	CRSA	Corporate	Administrational	Trade Flow	19-1222	Baltic Wasp	USD	-10954867.42	-10954867.42	0.00	-10954867.
7	Switzerland	CRSA	Corporate	Administrational	Trade Flow	19-1222	Baltic Wasp	USD	10946080.80	0.00	10946080.80	-10946080.
8	Switzerland	CRSA	Corporate	Administrational	Trade Flow	19-1248	C Valentine	USD	-154529024.19	-154529024.19	0.00	-154529024.
9	Switzerland	CRSA	Corporate	Administrational	Trade Flow	19-1248	C Valentine	USD	154405407.15	0.00	154405407.15	-154405407.
10	Switzerland	CRSA	Corporate	Administrational	Trade Flow	19-1249	Thelma Victo	USD	-79689977.96	-79689977.96	0.00	-79689977.
11	Switzerland	CRSA	Corporate	Administrational	Trade Flow	19-1249	Thelma Victo	USD	79626234.86	0.00	79626234.86	-79626234.
12	Switzerland	CRSA	Corporate	Administrational	Trade Flow	19-1255	Tiger East	USD	-49757241.24	-49757241.24	0.00	-49757241.
13	Switzerland	CRSA	Corporate	Administrational	Trade Flow	19-1255	Tiger East	USD	49717450.00	0.00	49717450.00	-49717450.
14	Switzerland	CRSA	Corporate	Administrational	Trade Flow	19-1256	Cape Kasos	USD	-214407388.28	-214407388.28	0.00	-214407388.
15	Switzerland	CRSA	Corporate	Administrational	Trade Flow	19-1256	Cape Kasos	USD	214235861.79	0.00	214235861.79	-214235861.

9.3.4 Origination Report

Purpose: The purpose of this report is to display the entire trade origination data. The report can be previewed by filtering – country, booking entity, transaction, transaction type, transaction sub type, counter party.

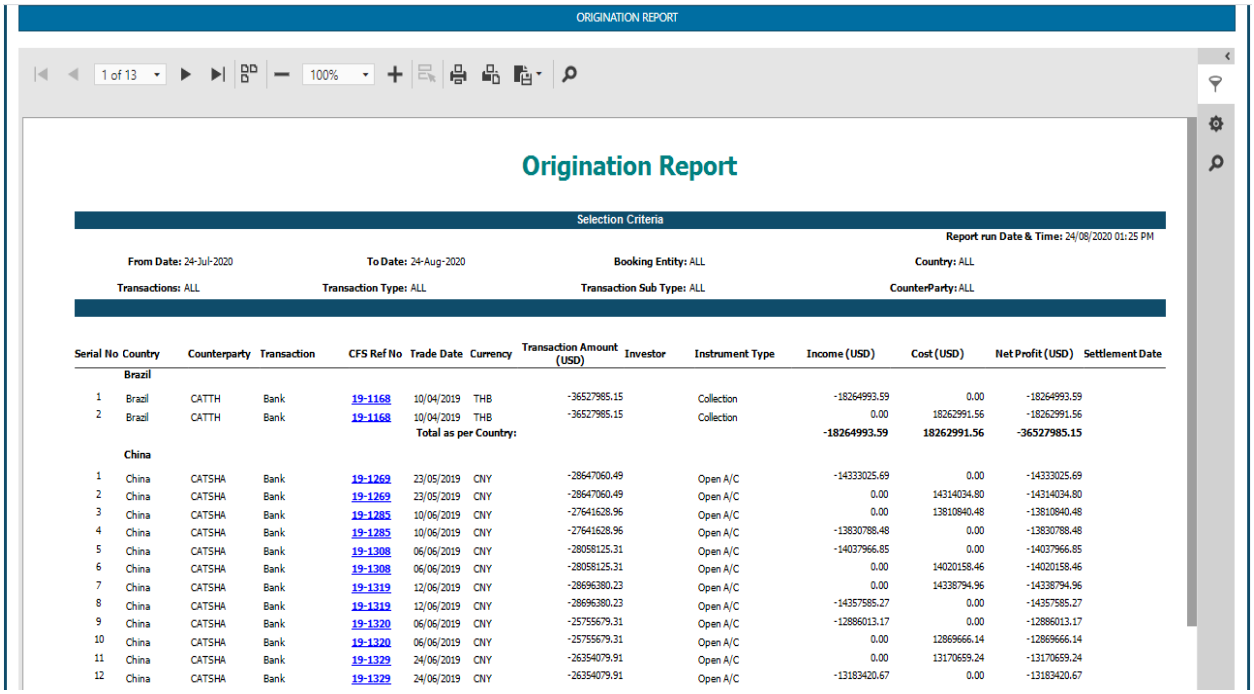

ORIGINATION REPORT

1 of 13 100%

Origination Report

Selection Criteria

Report run Date & Time: 24/08/2020 01:25 PM

From Date: 24-Jul-2020 **To Date:** 24-Aug-2020 **Booking Entity:** ALL **Country:** ALL

Transactions: ALL **Transaction Type:** ALL **Transaction Sub Type:** ALL **CounterParty:** ALL

Serial No	Country	Counterparty	Transaction	CFS Ref No	Trade Date	Currency	Transaction Amount (USD)	Investor	Instrument Type	Income (USD)	Cost (USD)	Net Profit (USD)	Settlement Date
	Brazil												
1	Brazil	CATTH	Bank	19-1168	10/04/2019	THB	-36527985.15		Collection	-18264993.59	0.00	-18264993.59	
2	Brazil	CATTH	Bank	19-1168	10/04/2019	THB	-36527985.15		Collection	0.00	18262991.56	-18262991.56	
					Total as per Country:					**-18264993.59**	**18262991.56**	**-36527985.15**	
	China												
1	China	CATSHA	Bank	19-1269	23/05/2019	CNY	-28647060.49		Open A/C	-14333025.69	0.00	-14333025.69	
2	China	CATSHA	Bank	19-1269	23/05/2019	CNY	-28647060.49		Open A/C	0.00	14314034.80	-14314034.80	
3	China	CATSHA	Bank	19-1285	10/06/2019	CNY	-27641628.96		Open A/C	0.00	13810840.48	-13810840.48	
4	China	CATSHA	Bank	19-1285	10/06/2019	CNY	-27641628.96		Open A/C	-13830788.48	0.00	-13830788.48	
5	China	CATSHA	Bank	19-1308	06/06/2019	CNY	-28058125.31		Open A/C	-14037966.85	0.00	-14037966.85	
6	China	CATSHA	Bank	19-1308	06/06/2019	CNY	-28058125.31		Open A/C	0.00	14020158.46	-14020158.46	
7	China	CATSHA	Bank	19-1319	12/06/2019	CNY	-28696380.23		Open A/C	0.00	14338794.96	-14338794.96	
8	China	CATSHA	Bank	19-1319	12/06/2019	CNY	-28696380.23		Open A/C	-14357585.27	0.00	-14357585.27	
9	China	CATSHA	Bank	19-1320	06/06/2019	CNY	-25755679.31		Open A/C	-12886013.17	0.00	-12886013.17	
10	China	CATSHA	Bank	19-1320	06/06/2019	CNY	-25755679.31		Open A/C	0.00	12869666.14	-12869666.14	
11	China	CATSHA	Bank	19-1329	24/06/2019	CNY	-26354079.91		Open A/C	0.00	13170659.24	-13170659.24	
12	China	CATSHA	Bank	19-1329	24/06/2019	CNY	-26354079.91		Open A/C	-13183420.67	0.00	-13183420.67	

9.4 Control Reports

9.4.2 User Profile Report

Purpose: The purpose of this report is to display the names of users and show the list of all forms that are available to him/her. This report is not previewed by parameters.

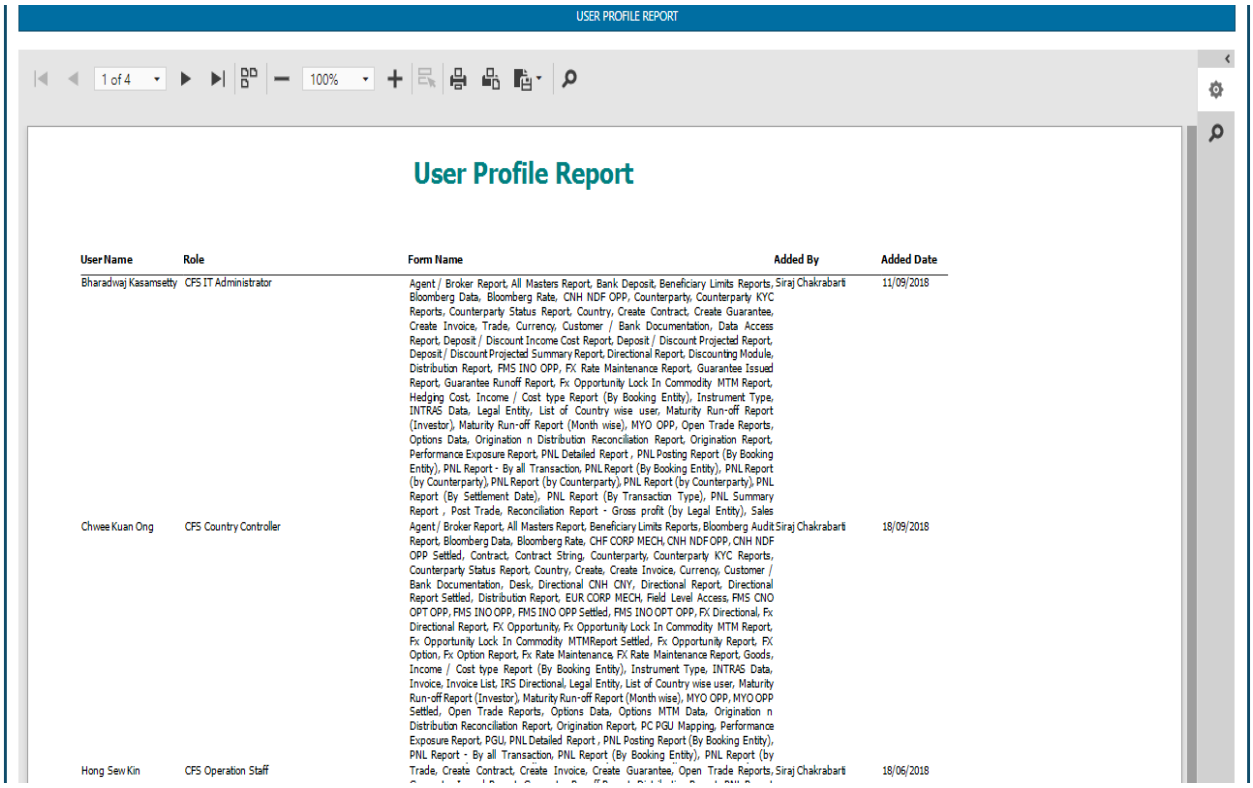

USER PROFILE REPORT

1 of 4 100%

User Profile Report

User Name	Role	Form Name	Added By	Added Date
Bharadwaj Kasamsetty	CFS IT Administrator	Agent / Broker Report, All Masters Report, Bank Deposit, Beneficiary Limits Reports, Bloomberg Data, Bloomberg Rate, CNH NDF OPP, Counterparty, Counterparty KYC Reports, Counterparty Status Report, Country, Create Contract, Create Guarantee, Create Invoice, Trade, Currency, Customer / Bank Documentation, Data Access Report, Deposit / Discount Income Cost Report, Deposit / Discount Projected Report, Deposit / Discount Projected Summary Report, Directional Report, Discounting Module, Distribution Report, FMS INO OPP, FX Rate Maintenance Report, Guarantee Issued Report, Guarantee Runoff Report, Fx Opportunity Lock In Commodity MTM Report, Hedging Cost, Income / Cost type Report (By Booking Entity), Instrument Type, INTRAS Data, Legal Entity, List of Country wise user, Maturity Run-off Report (Investor), Maturity Run-off Report (Month wise), MYO OPP, Open Trade Reports, Options Data, Origination n Distribution Reconciliation Report, Origination Report, Performance Exposure Report, PNL Detailed Report , PNL Posting Report (By Booking Entity), PNL Report - By all Transaction, PNL Report (By Booking Entity), PNL Report (by Counterparty), PNL Report (by Counterparty), PNL Report (by Counterparty), PNL Report (By Settlement Date), PNL Report (By Transaction Type), PNL Summary Report , Post Trade, Reconciliation Report - Gross profit (by Legal Entity), Sales	Siraj Chakrabarti	11/09/2018
Chwee Kuan Ong	CFS Country Controller	Agent / Broker Report, All Masters Report, Beneficiary Limits Reports, Bloomberg Audit Report, Bloomberg Data, Bloomberg Rate, CHF CORP MECH, CNH NDF OPP, CNH NDF OPP Settled, Contract, Contract String, Counterparty, Counterparty KYC Reports, Counterparty Status Report, Country, Create, Create Invoice, Currency, Customer / Bank Documentation, Desk, Directional CNH CNY, Directional Report, Directional Report Settled, Distribution Report, EUR CORP MECH, Field Level Access, FMS CNO OPT OPP, FMS INO OPP, FMS INO OPP Settled, FMS INO OPT OPP, FX Directional, Fx Directional Report, FX Opportunity, Fx Opportunity Lock In Commodity MTM Report, Fx Opportunity Lock In Commodity MTMReport Settled, Fx Opportunity Report, FX Option, Fx Option Report, Fx Rate Maintenance, FX Rate Maintenance Report, Goods, Income / Cost type Report (By Booking Entity), Instrument Type, INTRAS Data, Invoice, Invoice List, IRS Directional, Legal Entity, List of Country wise user, Maturity Run-off Report (Investor), Maturity Run-off Report (Month wise), MYO OPP, MYO OPP Settled, Open Trade Reports, Options Data, Options MTM Data, Origination n Distribution Reconciliation Report, Origination Report, PC PGU Mapping, Performance Exposure Report, PGU, PNL Detailed Report , PNL Posting Report (By Booking Entity), PNL Report - By all Transaction, PNL Report (By Booking Entity), PNL Report (by	Siraj Chakrabarti	18/09/2018
Hong Sew Kin	CFS Operation Staff	Trade, Create Contract, Create Invoice, Create Guarantee, Open Trade Reports,	Siraj Chakrabarti	18/06/2018

9.4.3 List of Country Wise User Report

Purpose: The purpose of the User list report is to display the list of all the users that are operating from various countries.

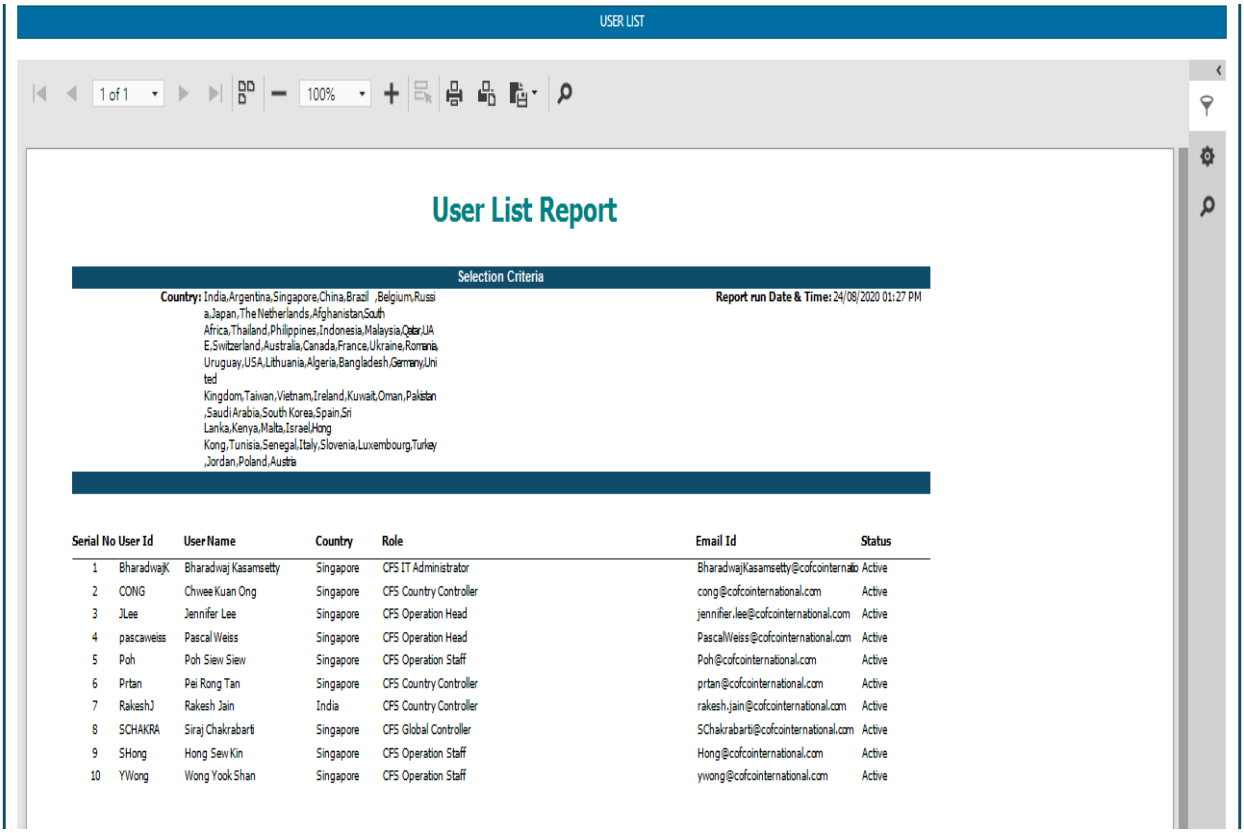

USER LIST

1 of 1 100%

User List Report

Selection Criteria

Country: India,Argentina,Singapore,China,Brazil ,Belgium,Russia,Japan,The Netherlands,Afghanistan,South Africa,Thailand,Philippines,Indonesia,Malaysia,Qatar,UAE,Switzerland,Australia,Canada,France,Ukraine,Romania,Uruguay,USA,Lithuania,Algeria,Bangladesh,Germany,United Kingdom,Taiwan,Vietnam,Ireland,Kuwait,Oman,Pakistan,Saudi Arabia,South Korea,Spain,Sri Lanka,Kenya,Malta,Israel,Hong Kong,Tunisia,Senegal,Italy,Slovenia,Luxembourg,Turkey,Jordan,Poland,Austria

Report run Date & Time: 24/08/2020 01:27 PM

Serial No	User Id	User Name	Country	Role	Email Id	Status
1	BharadwajK	Bharadwaj Kasamsetty	Singapore	CFS IT Administrator	BharadwajKasamsetty@cofcointernato	Active
2	CONG	Chwee Kuan Ong	Singapore	CFS Country Controller	cong@cofcointernational.com	Active
3	JLee	Jennifer Lee	Singapore	CFS Operation Head	jennifier.lee@cofcointernational.com	Active
4	pascaweiss	Pascal Weiss	Singapore	CFS Operation Head	PascalWeiss@cofcointernational.com	Active
5	Poh	Poh Siew Siew	Singapore	CFS Operation Staff	Poh@cofcointernational.com	Active
6	Prtan	Pei Rong Tan	Singapore	CFS Country Controller	prtan@cofcointernational.com	Active
7	RakeshJ	Rakesh Jain	India	CFS Country Controller	rakesh.jain@cofcointernational.com	Active
8	SCHAKRA	Siraj Chakrabarti	Singapore	CFS Global Controller	SChakrabarti@cofcointernational.com	Active
9	SHong	Hong Sew Kin	Singapore	CFS Operation Staff	Hong@cofcointernational.com	Active
10	YWong	Wong Yook Shan	Singapore	CFS Operation Staff	ywong@cofcointernational.com	Active

9 Audit

9.1 User Access report

Purpose: The User Access Report is used to collect the information about what forms a specific user has access to and at what date & time the user has last accessed the form(s) and what action has been taken by the user. The data to be displayed on the report can be filtered according to the user parameter. This UAR will be accessible by CFS Country Controller & CFS Global Controller provided access have been granted in User Access Role module

Action:-

8. From Date
9. To Date
10. All Usernames will be listed in the drop down based on logged in user's entity.

Once user clicks on Submit button if entering the required values, the below screen will get display

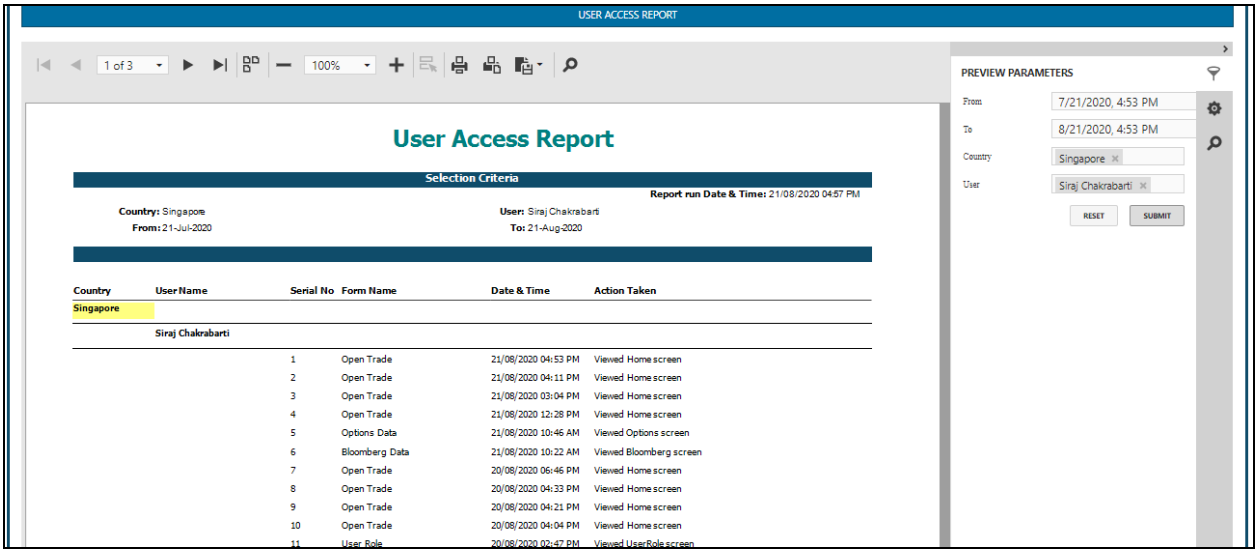

10. Help

10.1 Help

Purpose: The Help is used to download User Manual for the required entity.

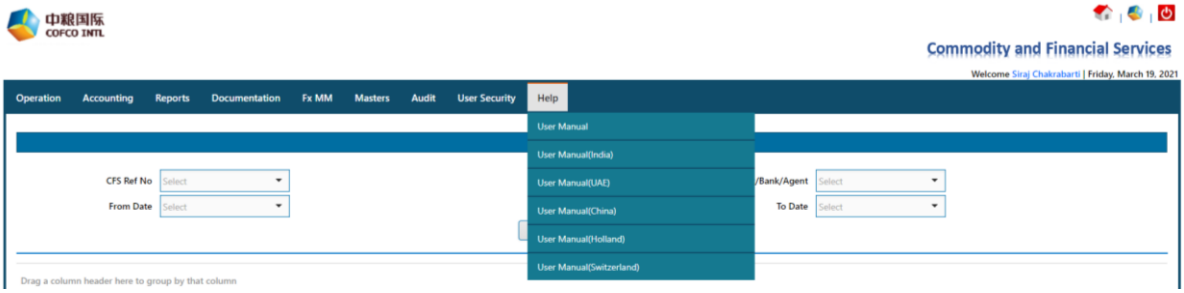

If user clicks on the required User Manual, the manual will get automatically downloaded as “UserManual.pdf”.

----------END----------